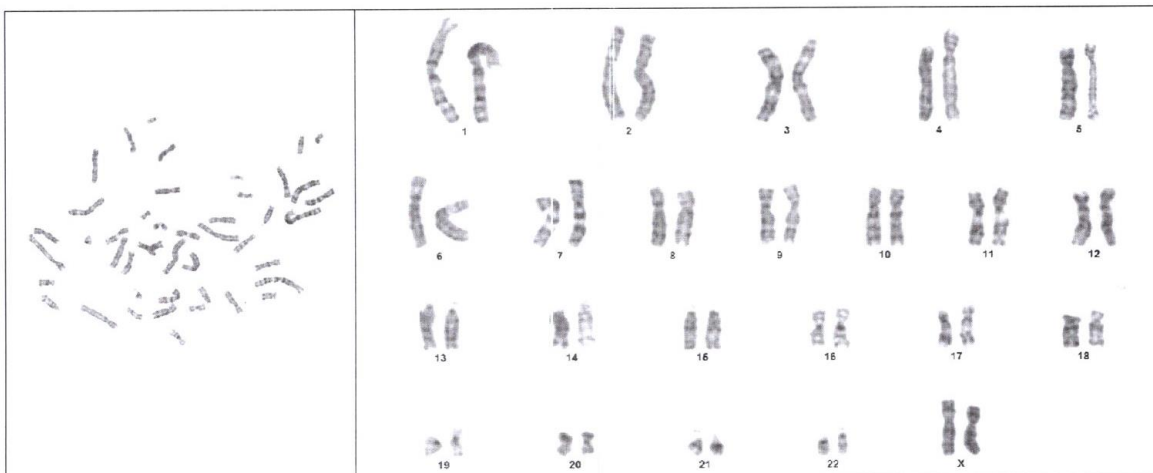


### CHROMOSOME ANALYSIS – TEST REPORT

Name:	<b>YBL/SH/0062/2018/iPSC</b>	Ref.No:	<b>YBIPSC – 01</b>
Test Requested:	<b>Chromosomal Analysis</b>		
Sample:	<b>IPSC cells</b>		
Received from:	<b>Dr Shweta Bhatt cso Yashraj Biotechnology Ltd, Plot C-232, TTC Industrial Area, Turbhe MIDC.</b>		
Received on:	<b>02.07.19</b>	Reported on:	<b>02.08.19</b>
Cells analysed:	<b>20</b>	Karyotyped:	<b>05</b>
Method:	<b>Karyotype with GTG banding</b>		
Estimated banding resolution:	<b>500 (ISCN-2016) (approx)</b>		





**Karyotype: 46,XX**

**Interpretation:** Analysis revealed **46,XX** apparently normal female karyotype pattern

*Thank you for the opportunity to participate in the care of your patient.*

  
**Ms. Vishalakshi Kamath**  
M.Sc  
Cytogeneticist

  
**Dr. Shailesh Kumavat**  
Ph.D  
Cytogeneticist

  
**Dr. Hema Purandarey**  
MBBS, MS, FICMH, PhD  
Founder Director Center for Genetic Health Care

*Note : Analysis is based on the sample received in the laboratory. Test relates to the item tested. Partial reproduction of this report is not permitted.  
Subject to jurisdiction of courts / Appropriate Authority of Mumbai district only.*