

# Certificate of analysis

SFC034-03-01

Signature: Dario Melguizo Sanchis

Date: 13.11.2015

Supervisor signature: Linda Lako


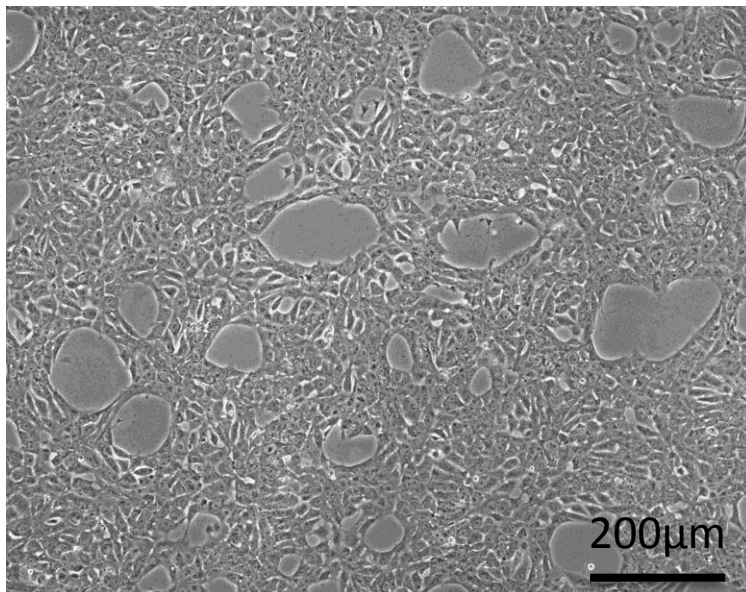
15.12 2015

# Source of fibroblasts and reprogramming information

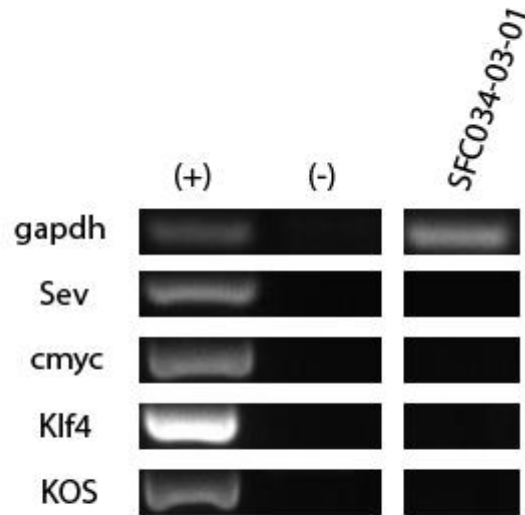
- SF034 from UOXF 08/14
- Reprogrammed at UNEW ISV
- Reprogrammed on 20/07/2015 at passage 6
- Cytotune v2 WP3 SOP22

# Viability post-thaw and Morphology according to SOP19 passage 9

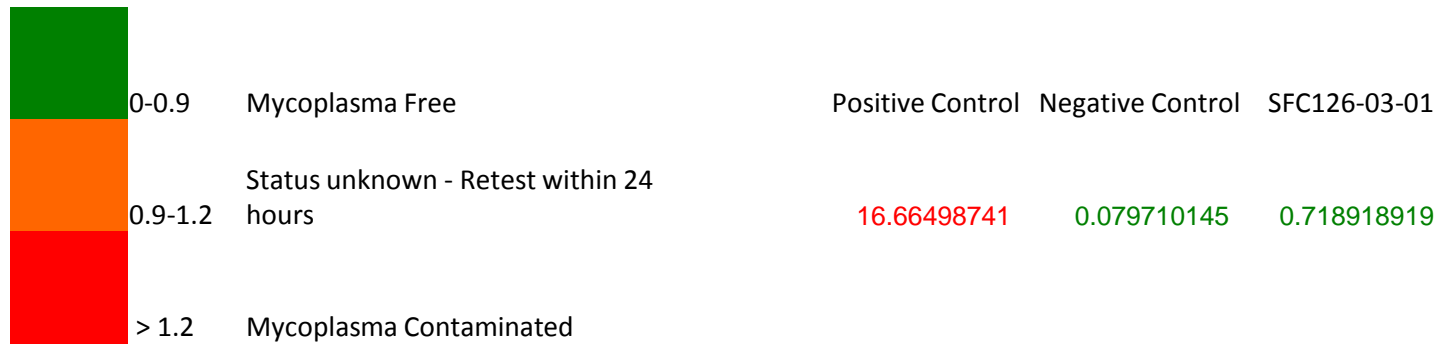
- Cell count immediately post-thaw  $1.66 \times 10^6$
- Viability immediately post-thaw 92%
- Photo at 24h (left) and 4d (right) after post-thaw:



Sendai clearance:  
according to WP3 SOP15  
undetectable at passage 9

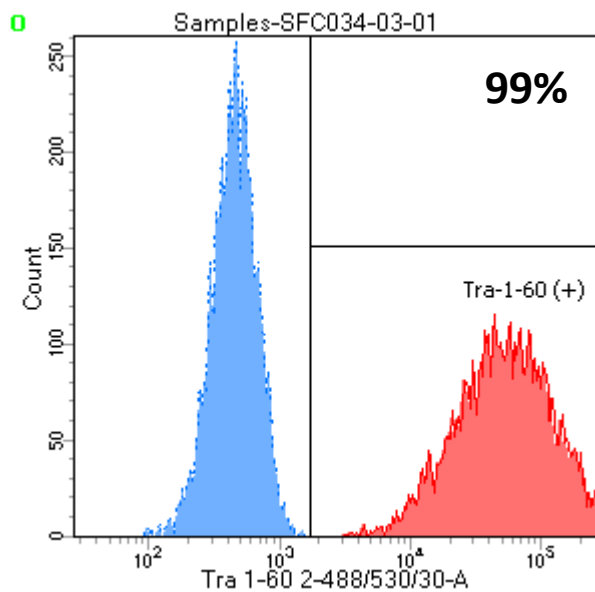


# Mycoplasma test: Undetectable at passage 9

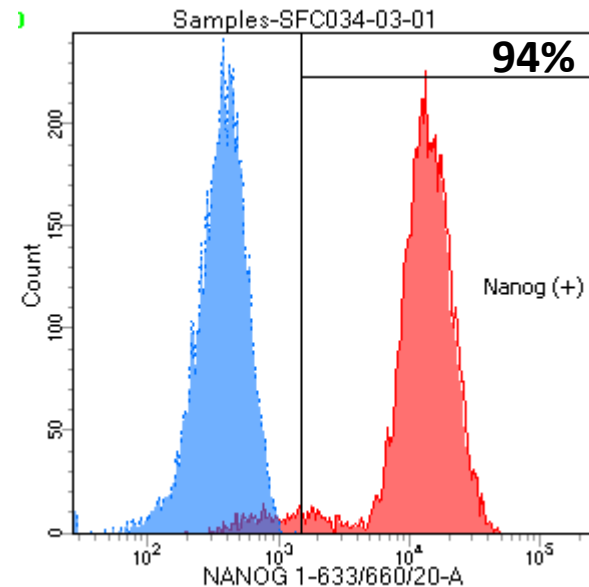


# Flow cytometric analysis according to WP3 SOP 20 and 21 passage 9

Tra-1-60:



NANOG:



# SNP analysis

according to WP3 SOP Preparation of DNA  
and RNA samples for Illumina arrays

- Passage 9
- Identity to parent fibroblasts confirmed
- Karyotype abnormalities: none detected
- For details and raw data see StemDB