



Certificate of analysis

iPS MK071-1

Operator: Jane Vowles

Date: 06/01/2016

Supervisor: Sally Cowley

Date: 19.05.2016

Signature: *SACowley*

Source of fibroblasts and reprogramming information

- HDF MK071 from OPDC
- Received 03/05/2011
- Female, aged 71 , GBA mutation, N370S
- Reprogrammed at UOXF JMSCF
- Reprogrammed on 06/09/2012 at passage 4
- Yamanaka retroviruses OSKMN

Mycoplasma Test:

According to R & D MycoProbe CUL001B

undetectable in HDF prior to reprogramming

-0.026	NHDF MK012
-0.056	NHDF MK071
-0.046	NHDF AH016
-0.043	NHDF OX1
-0.031	NHDF OX2
2.762	positive control
0.000	negative control

Results mean

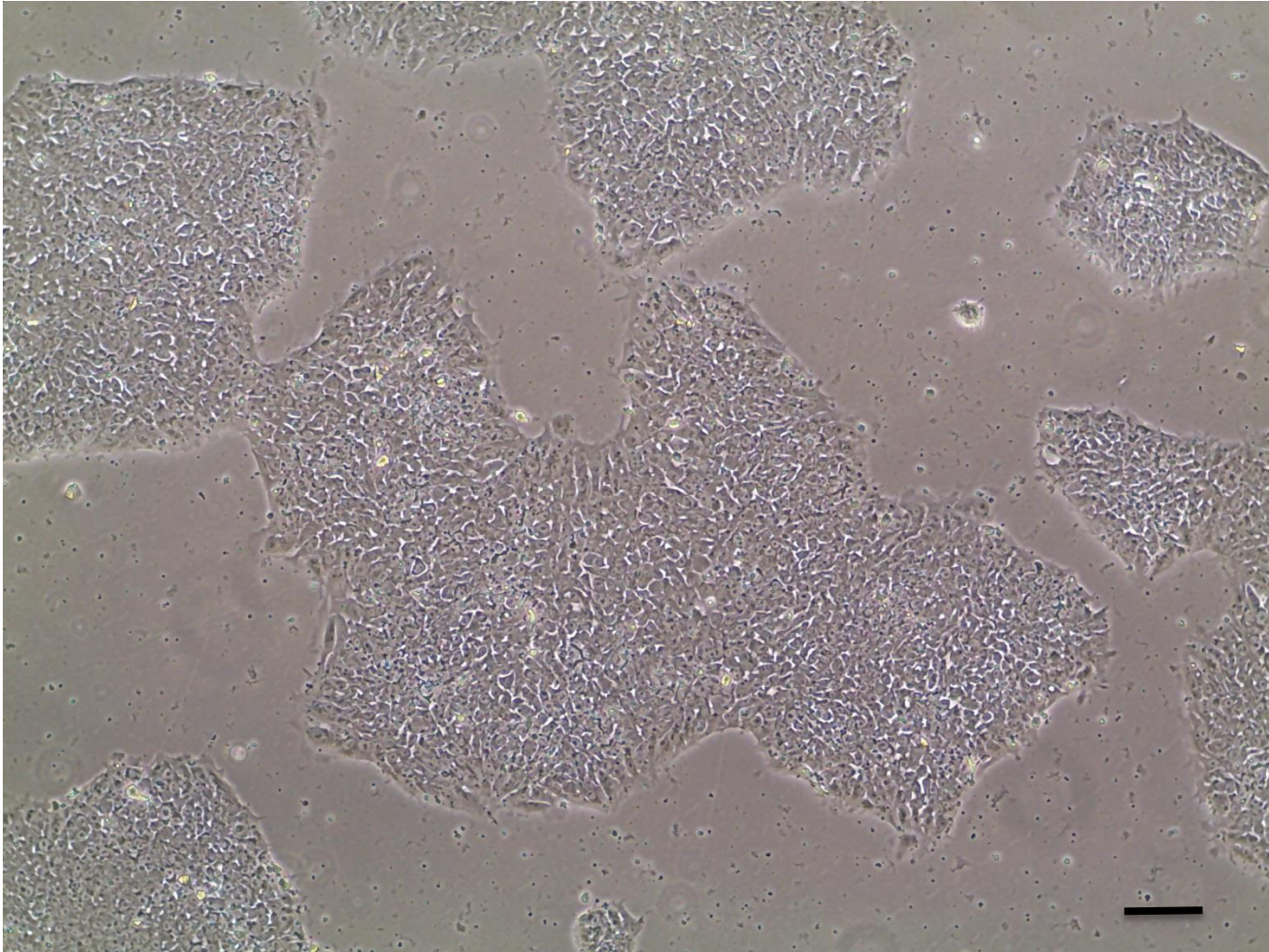
<0.05 negative for mycoplasma

0.05-0.1 Borderline Result (retest required)

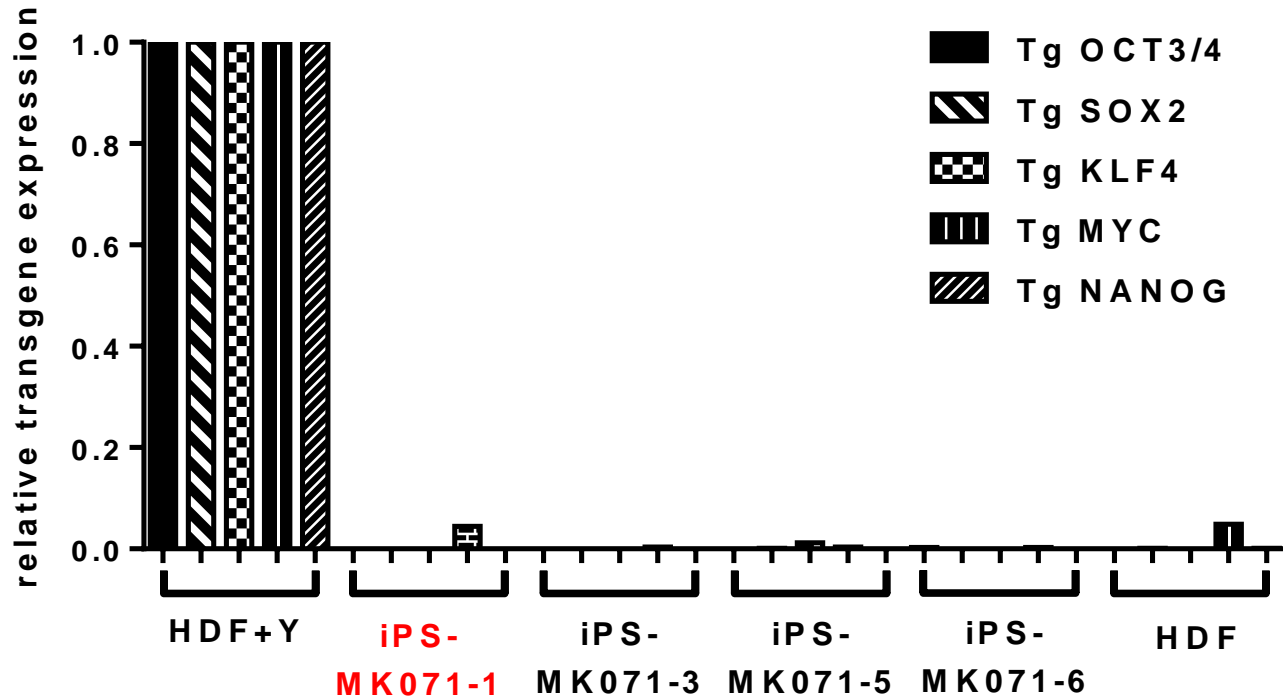
>0.10 positive for mycoplasma

Photo

(scale bar = 100 μ m)

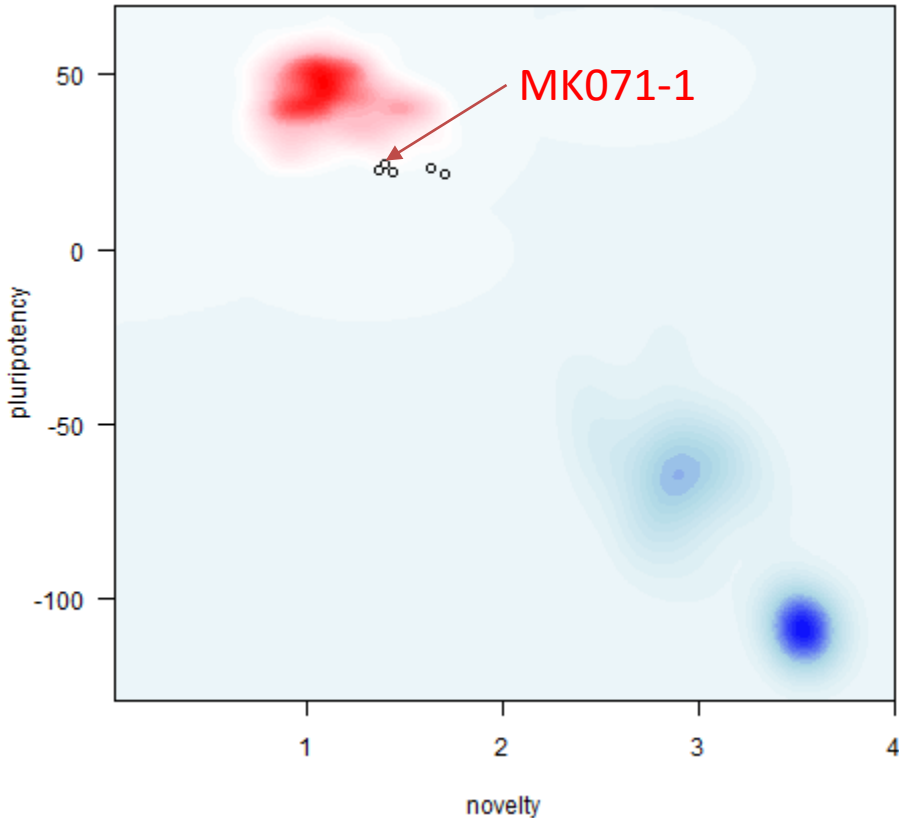


Silencing of transgenes



normalised to HDF transduced with Yamanaka reprogramming retroviruses/Nakanishi SeV 5d before harvest, 'HDF+Y', relative to actin

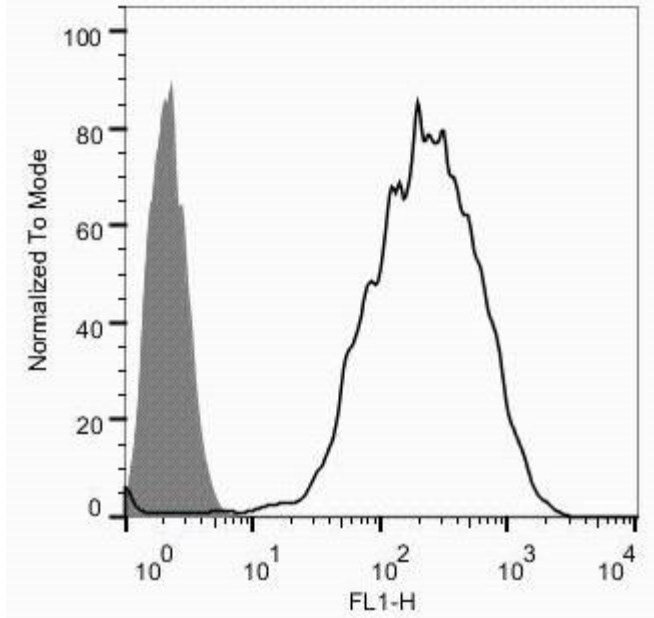
PluriTest analysis of Illumina HT12v4 transcriptome array p11



	pluri-raw	pluri logit-p	novelty	novelty logit-p	RMSD
iPS.MK071.1	24.23	1.00	1.40	0.01	0.43
iPS.MK071.10	21.39	1.00	1.70	0.16	0.50
iPS.MK071.3	23.03	1.00	1.37	0.01	0.41
iPS.MK071.5	23.29	1.00	1.64	0.09	0.47
iPS.MK071.6	22.39	1.00	1.44	0.01	0.43

Flow cytometric analysis of pluripotency markers

Tra-1-60 p13



SNP analysis

Illumina Human CytoSNP-12v2.1 beadchip array

- Passage 11
- Identity to parent fibroblasts confirmed
- Karyotype abnormalities: none detected

