

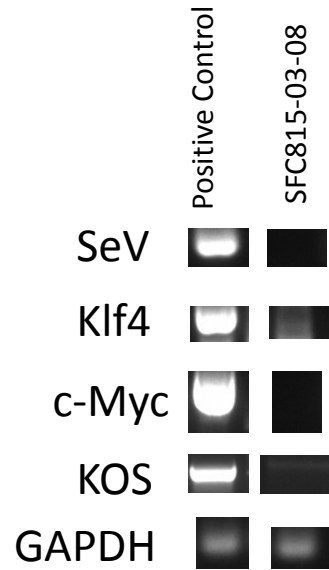
# Certificate of analysis

SFC-815-03-08

# Source of fibroblasts

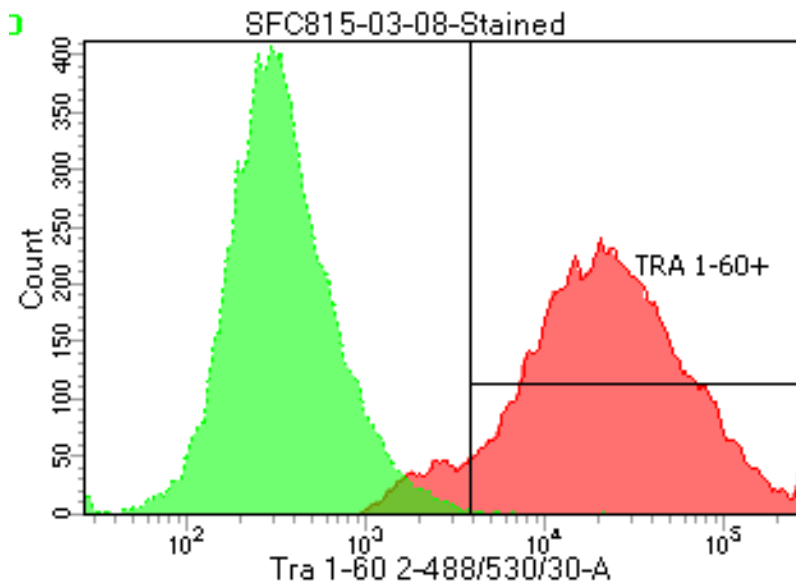
Patient fibroblasts SF815-03 received from UOXF, April 2013

# Sendai Clearance

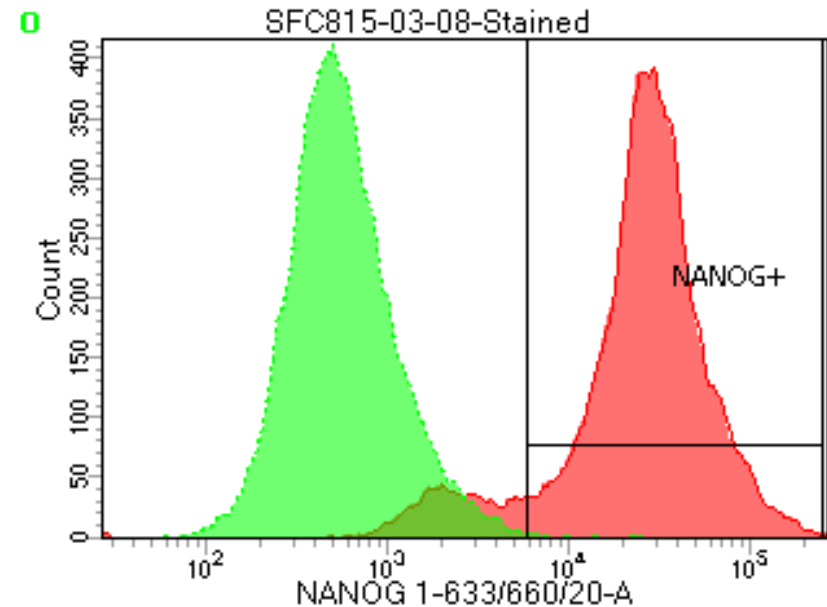


# Flow cytometric analysis

**TRA-1-60: 91.8 %**



**NANOG: 88.4%**



# CytoSNP analysis

## **Identity to parent fibroblasts**

- confirmed

## **Karyotype abnormalities**

- Lower copy number variation on chromosome 2 which is not present in parental fibroblasts but in all of the 3 iPSC clones