

Certificate of analysis

SFC086-03-03

Signature: Katja Gassner Date: 10.12.2014

Supervisor signature: Lyle Armstrong

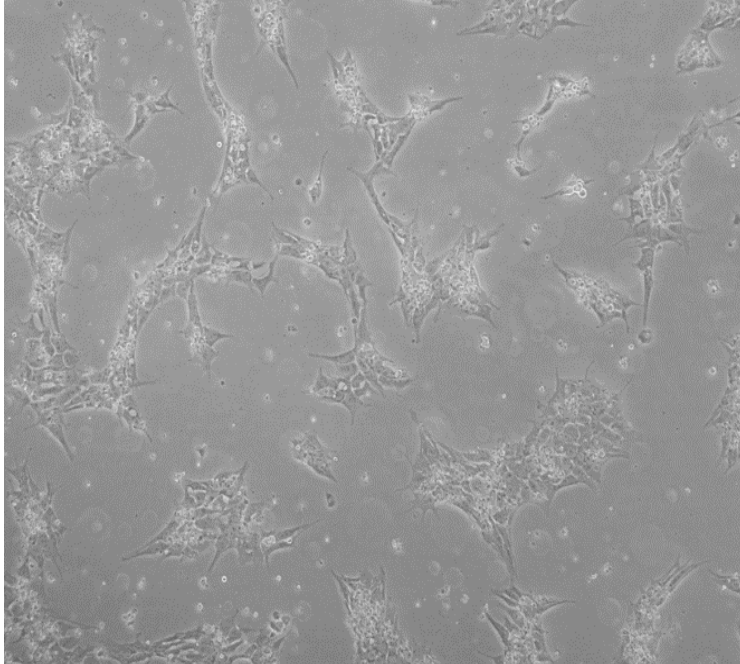
Date: 10.12.2014

Source of fibroblasts and reprogramming information

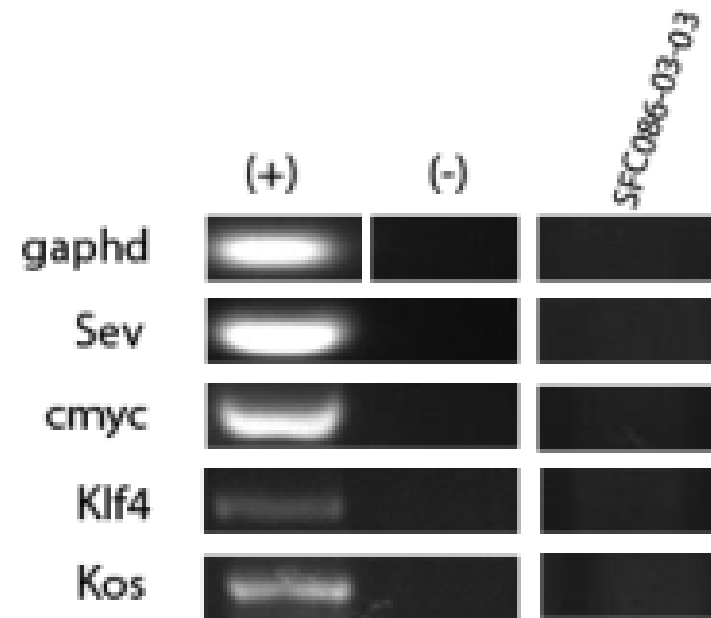
- SF086 from University of Luebeck
- Reprogrammed at UNEW
- Reprogrammed on 31/07/2014 at passage 6
- Cytotune 2

Viability post-thaw and Morphology according to SOP19 passage 12

- Cell count immediately post-thaw 1.9×10^6
- Viability immediately post-thaw 82%
- Photo at 24h post-thaw:



Sendai clearance:
according to WP3 SOP15
undetectable at passage 12



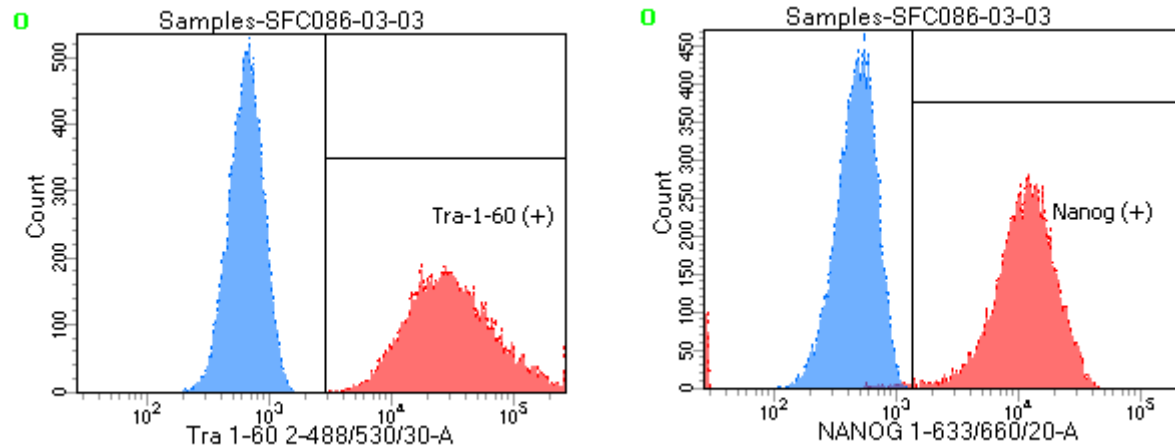
Mycoplasma test:

According to MycoAlert Lonza LT07-318

Undetectable at passage 12

Owner	KG					
Date	28/11/2014					
Cell name	86-03					
A	0.0185					
B	0.0076					
B/A	0.410810811					
> 1.2		Mycoplasma Contaminated			Positive Control	Negative Control
0.9-1.2		Status Unknown - Restest within 24 hours			0.0408	0.0802
0-0.9		Mycoplasma Free			1.387	0.0053
					33.99509804	0.066084788

Flow cytometric analysis according to WP3 SOP 20 and 21 passage 12



Tube: SFC086-03-03

Population	#Events	%Parent	%Total
All Events	20,000	####	100.0
Cells	10,297	51.5	51.5
Tra-1-60 (+)	10,264	99.7	51.3
Nanog (+)	9,966	96.8	49.8
Samples/86 UN/All Events	20,000	####	100.0
Samples/86 UN/P1	11,318	56.6	56.6

SNP analysis

according to WP3 SOP Preparation of DNA
and RNA samples for Illumina arrays

- Passage 12
- Identity to parent fibroblasts confirmed
- Karyotype abnormalities none
- For details and raw data see StemDB