

Certificate of analysis

SFC-810-03-01

Source of fibroblasts

SF810 fibroblasts delivered from Oxford April 2013

Flow cytometric analysis

Not enough cells to perform this analysis due to line being refractory to EDTA treatment (see last page)

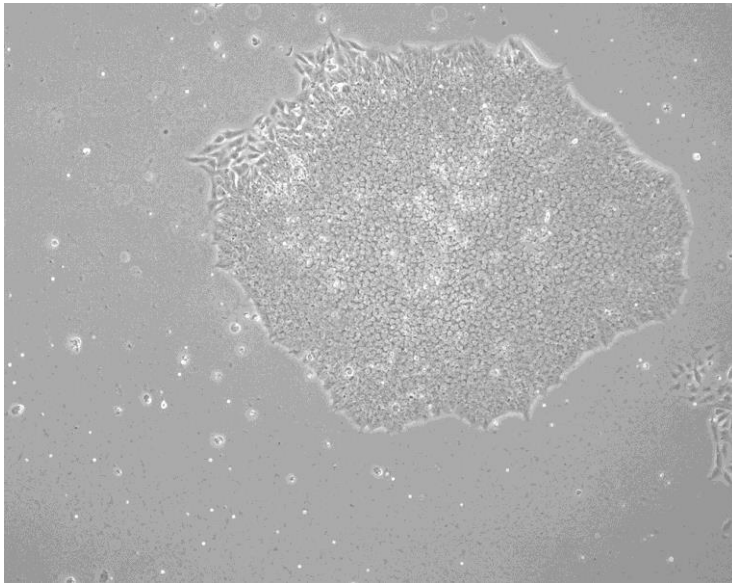
CytoSNP analysis

Not enough cells to perform this analysis due to line being refractory to EDTA treatment (see last page)

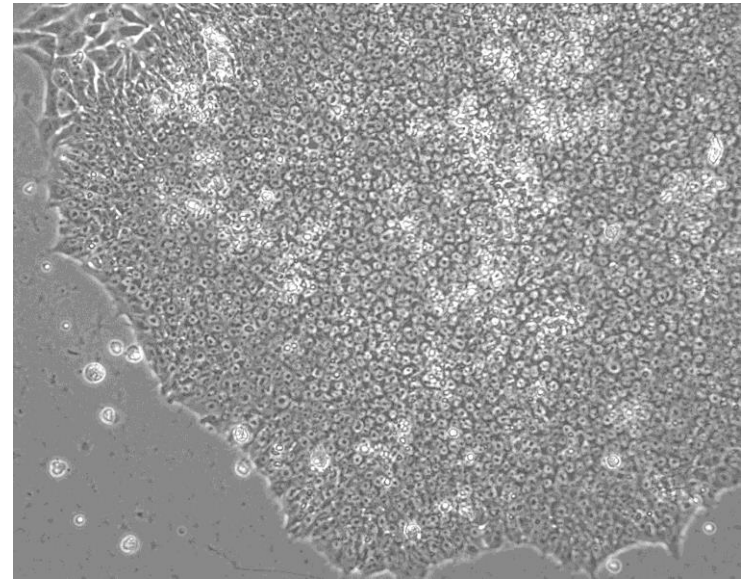
Observations

iPSC line refractory to matrigel expansion

Stembancc coordinators WP3 package agreed to provide 3 vials of this cell line

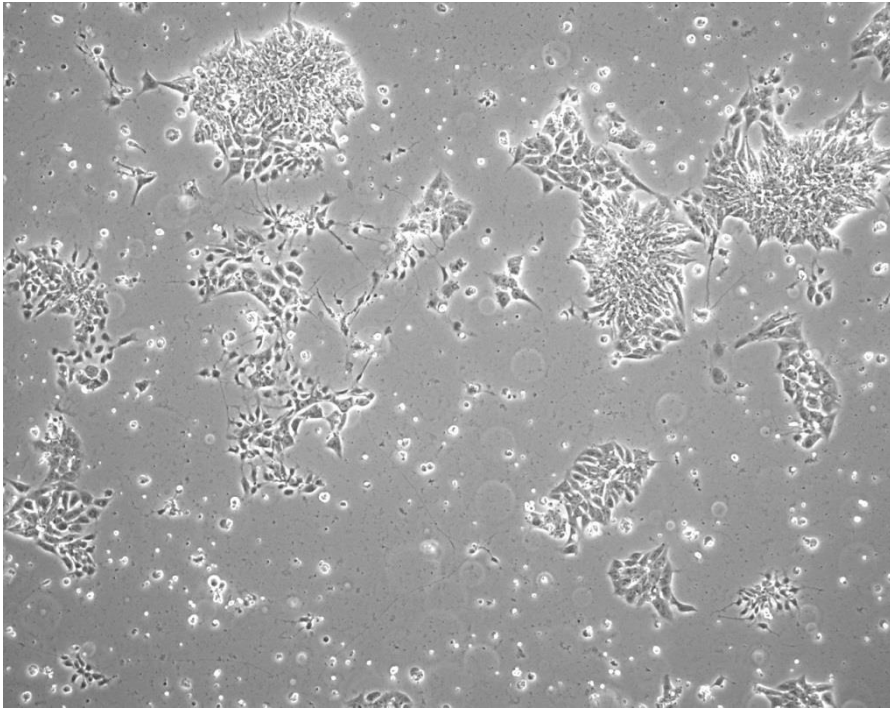


SFC810-03-01 p21 5X
magnification prior to freezing
Mechanical passage



SFC810-03-01 p21 10X
magnification prior to freezing
Mechanical passage

Do not passage with EDTA/accutase



EDTA treatment results in differentiation