

Certificate of analysis

SFC246-03-01

Signature: Dario Melguizo Sanchis

Date: 08.11.2015


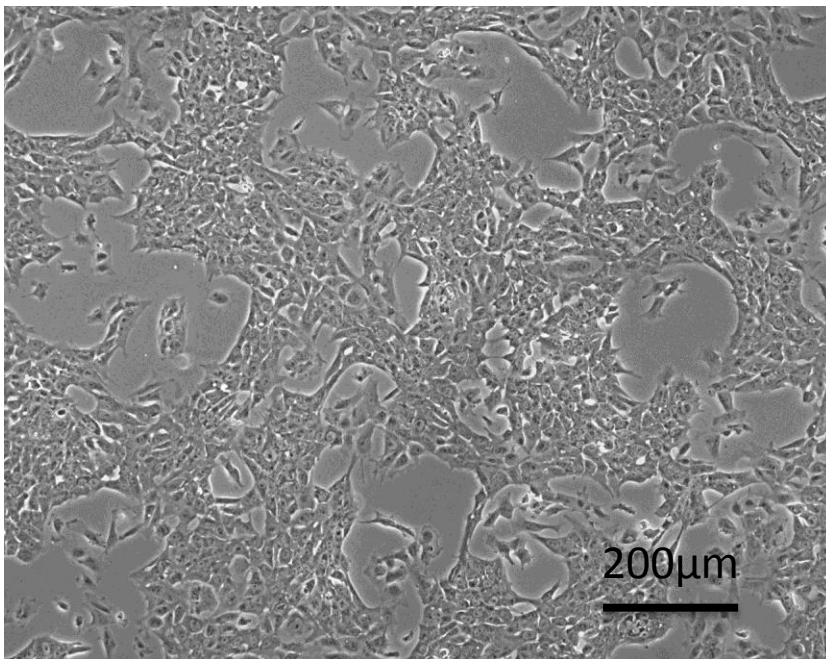
Supervisor signature: Linda Lako Date: 15.12.2015

Source of fibroblasts and reprogramming information

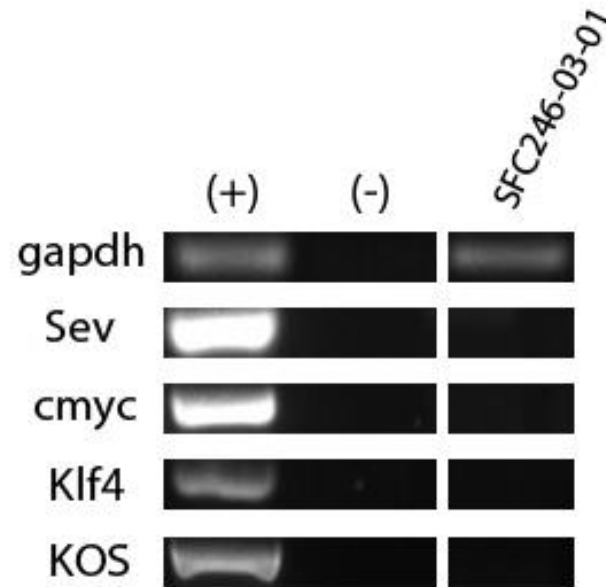
- SF246 from UOXF 06/15
- Reprogrammed at UNEW
- Reprogrammed on 20/07/2015 at passage 6
- Cytotune v2 WP3 SOP22

Viability post-thaw and Morphology according to SOP19 passage 9

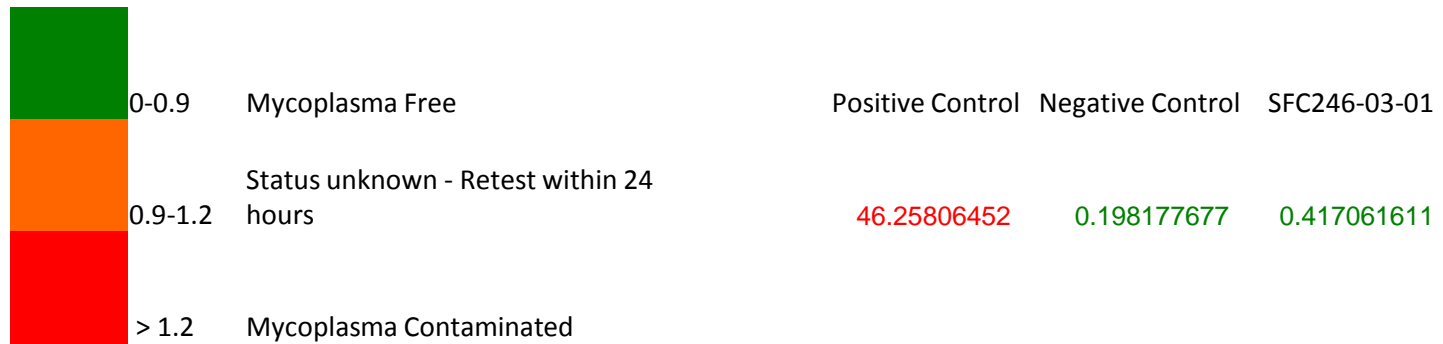
- Cell count immediately post-thaw 1.5×10^6
- Viability immediately post-thaw 91%
- Photo at 24h (left) and 4d (right) after post-thaw:



Sendai clearance:
according to WP3 SOP15
undetectable at passage 9



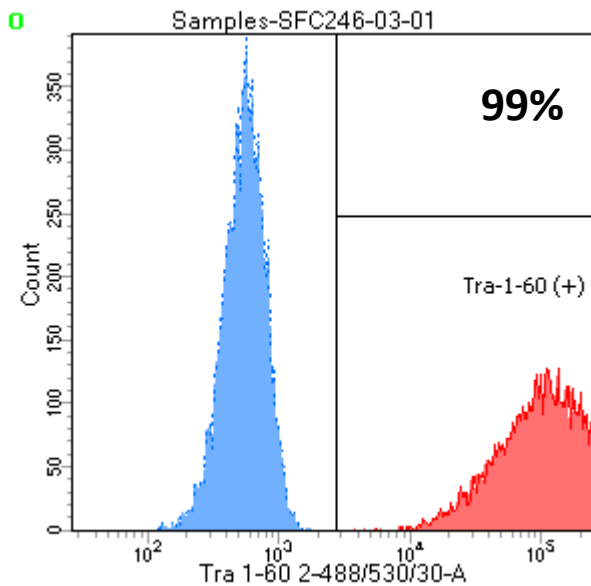
Mycoplasma test: Undetectable at passage 9



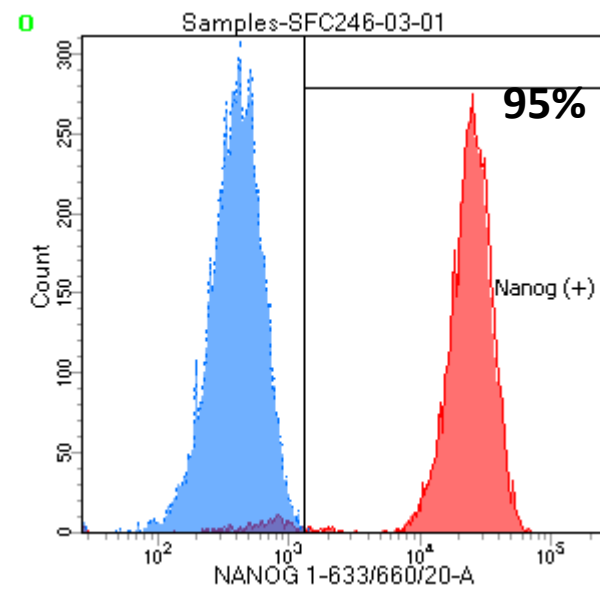
Waiting for retest

Flow cytometric analysis according to WP3 SOP 20 and 21 passage 9

Tra-1-60:



NANOG:



SNP analysis

according to WP3 SOP Preparation of DNA and RNA samples for Illumina arrays

- Passage 9
- Identity to parent fibroblasts confirmed
- Karyotype abnormalities: none detected
- For details and raw data see StemDB
- Audited: 24.07.17