



Certificate of analysis

iPS MK024-3

Operator: Jane Vowles

Date: 06/01/2016

Supervisor: Sally Cowley

Date: 01/09/2016

Signature:

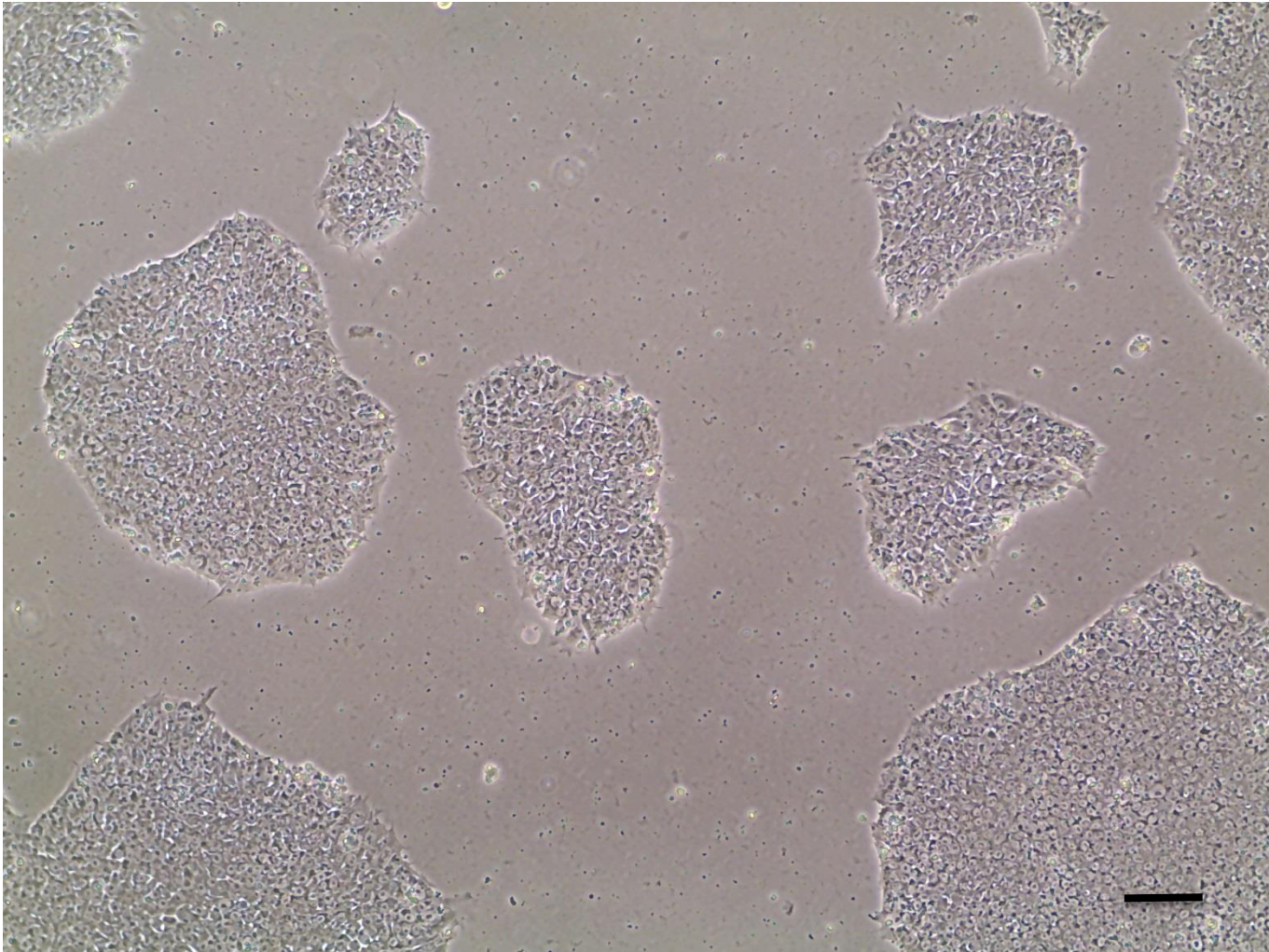
SACowley

Source of fibroblasts and reprogramming information

- HDF MK024 from OPDC
- Received 11/02/2011
- Female, aged 63, sporadic PD
- Reprogrammed at UOXF JMSCF
- Reprogrammed on 24/02/2011 at passage 5
- Yamanaka retrovirus

Photo p9

(scale bar = 100 μ m)



Mycoplasma Test:

According to R & D MycoProbe CUL001B

undetectable p12

iPS JR023-7	-0.037		-0.026	NHDF MK012
iPS MK002-2	-0.019		-0.056	NHDF MK071
iPS MK002-4	-0.021		-0.046	NHDF AH016
iPS JR036-1	-0.028		-0.043	NHDF OX1
iPS MK024-3	-0.019		-0.031	NHDF OX2
iPS MK024-4	-0.055		2.762	positive control
NHDF MK002	0.005		0.000	negative control

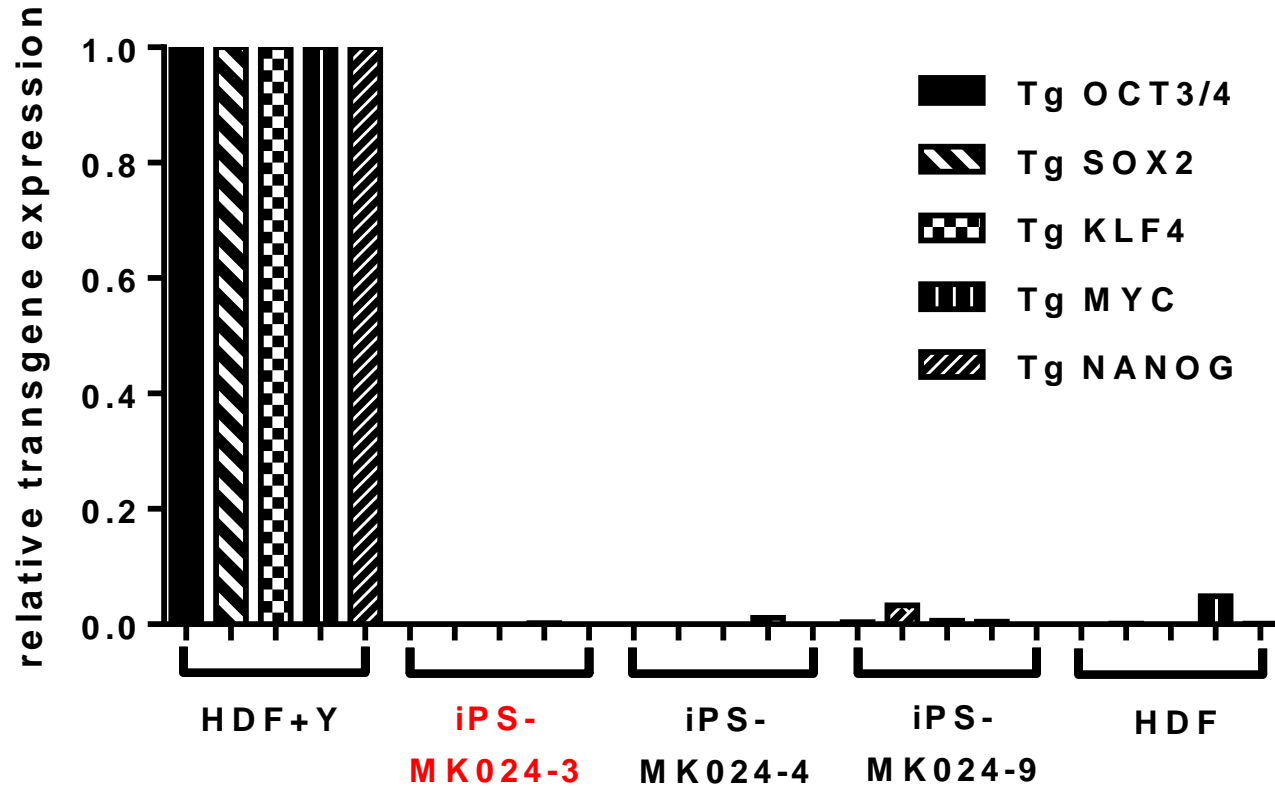
Results mean

<0.05 negative for mycoplasma

0.05-0.1 Borderline Result (retest required)

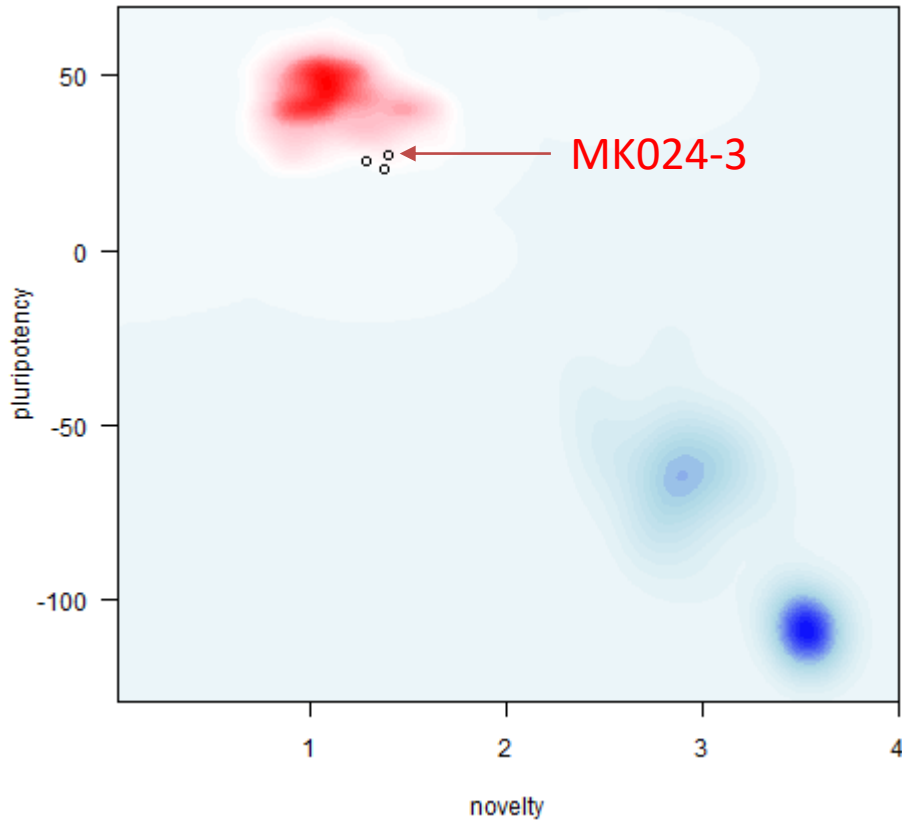
>0.10 positive for mycoplasma

Silencing of transgenes



(normalised to NHDF transduced with Yamanaka reprogramming retroviruses/Nakanishi SeV 5d before harvest, 'NHDF+Y', relative to actin)

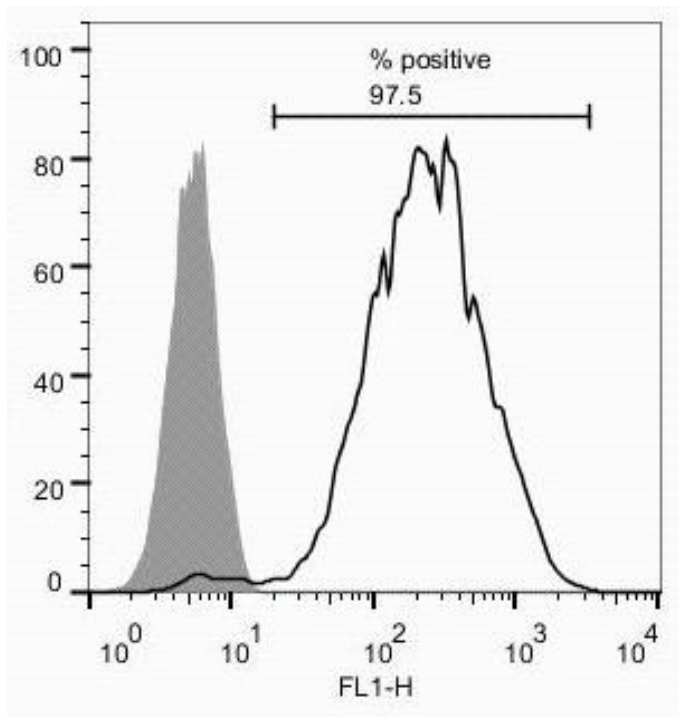
PluriTest analysis of Illumina HT12v4 transcriptome array p11



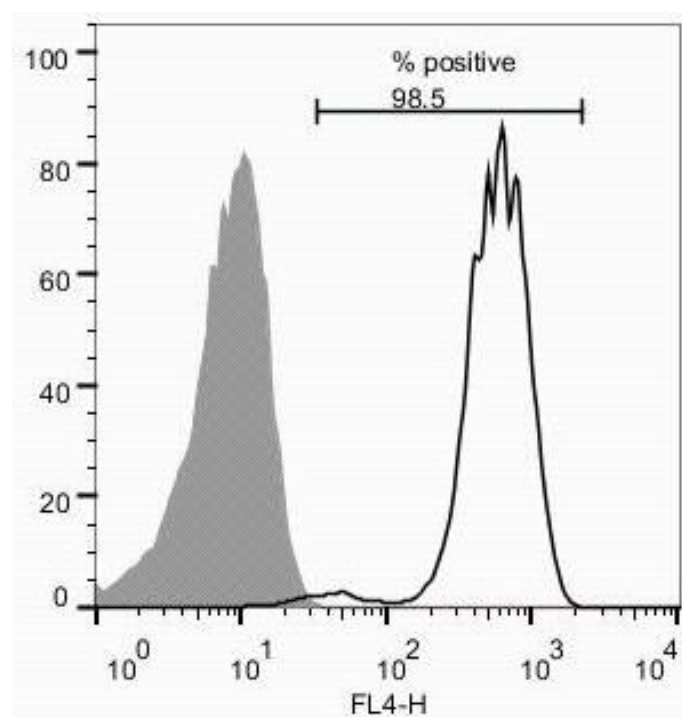
	pluri-raw	pluri logit-p	novelty	novelty logit-p	RMSD
iPS.MK024.3	27.18	1.00	1.40	0.01	0.44
iPS.MK024.4	25.70	1.00	1.29	0.00	0.40
iPS.MK024.9	23.38	1.00	1.38	0.01	0.42

Flow cytometric analysis of pluripotency markers passage 13

Tra-1-60:



NANOG:



SNP analysis

Illumina Human CytoSNP-12v2.1 beadchip array

- Passage p11
- Identity to parent fibroblasts confirmed
- Karyotype abnormalities: none detected

