

Certificate of analysis

SFC-803-03-01

Source of fibroblasts

Patient fibroblasts SF803 received from UOXF, April 2013

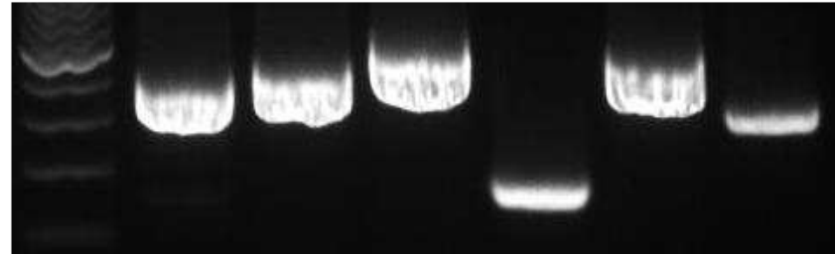
Sendai Clearance

SFC803-03-01

Positive control



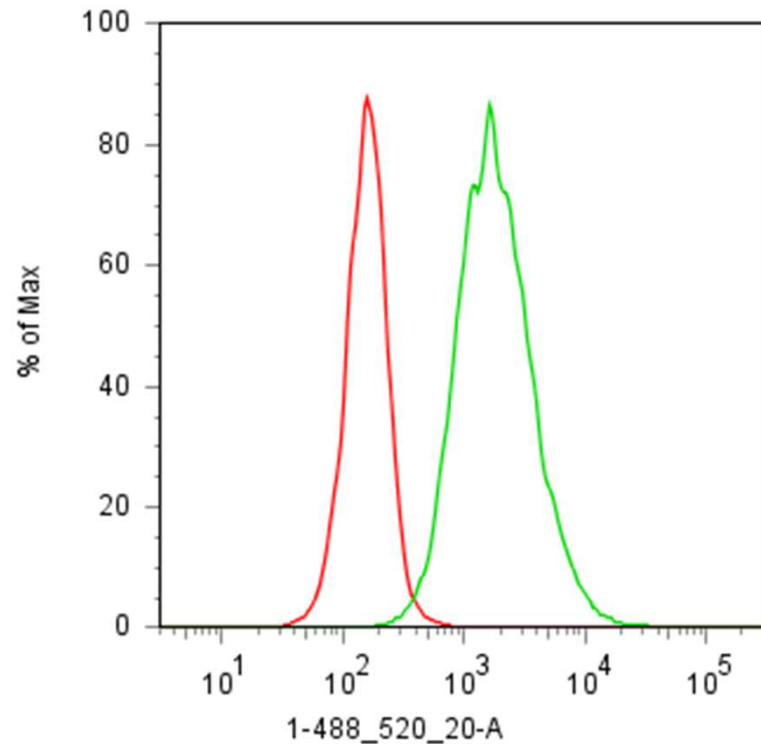
Klf4 Sox2 C-MYC SeV Oct3/4 GAPDH



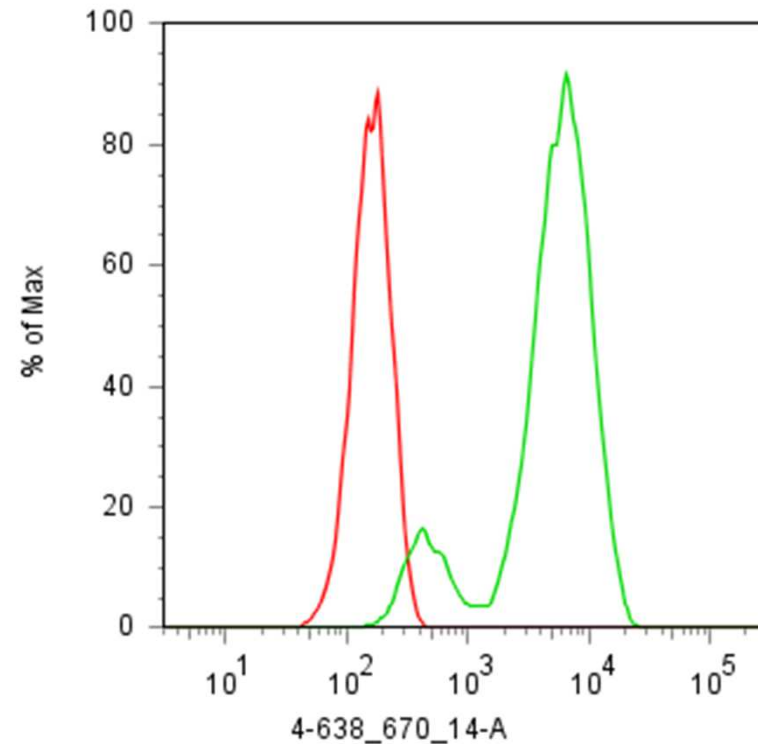
Klf4 Sox2 C-MYC SeV Oct3/4 GAPDH

Flow cytometric analysis

TRA-1-60: 89.4%



NANOG: 88.6%



CytoSNP analysis

Identity to parent fibroblasts

- confirmed

Karyotype abnormalities

- Pass: minor allelic imbalance Chr19 also present in parent fibroblasts