

# Certificate of analysis

SFC010-03-01

Signature: Dario Melguizo Sanchis

Date: 11.12.2014

Supervisor signature: Linda Lako



Date: 12.12.2014

# Source of fibroblasts and reprogramming information

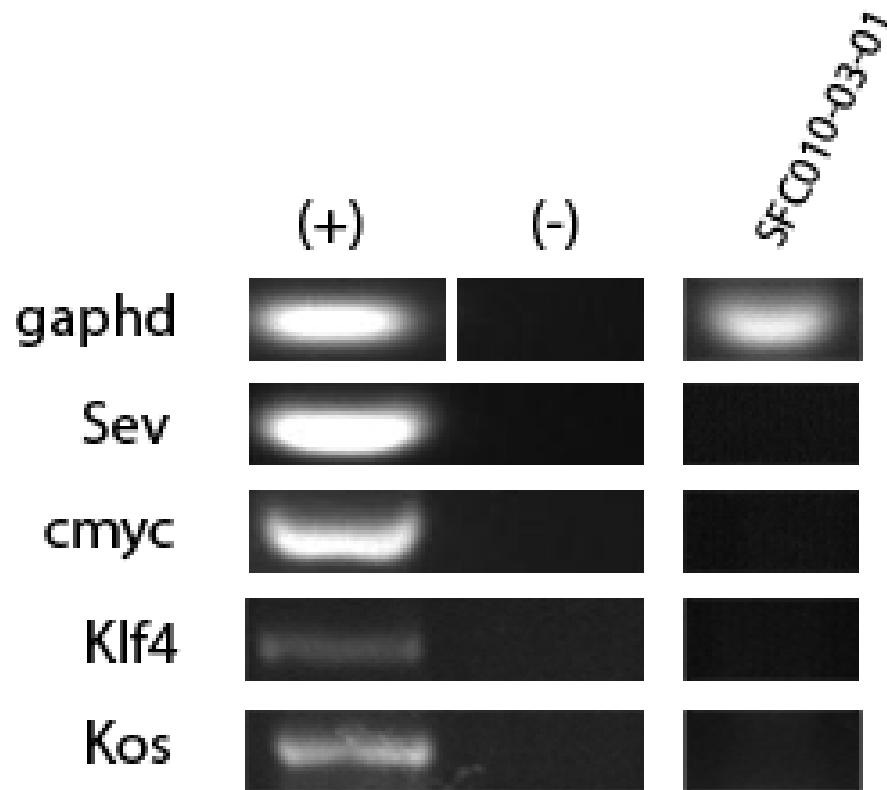
- SF010 from UOXF 01/14
- Reprogrammed at UNEW ISV
- Reprogrammed on 01/09/2014 at passage 7
- Cytotune v2 WP3 SOP22

# Viability post-thaw and Morphology according to SOP19 passage 13

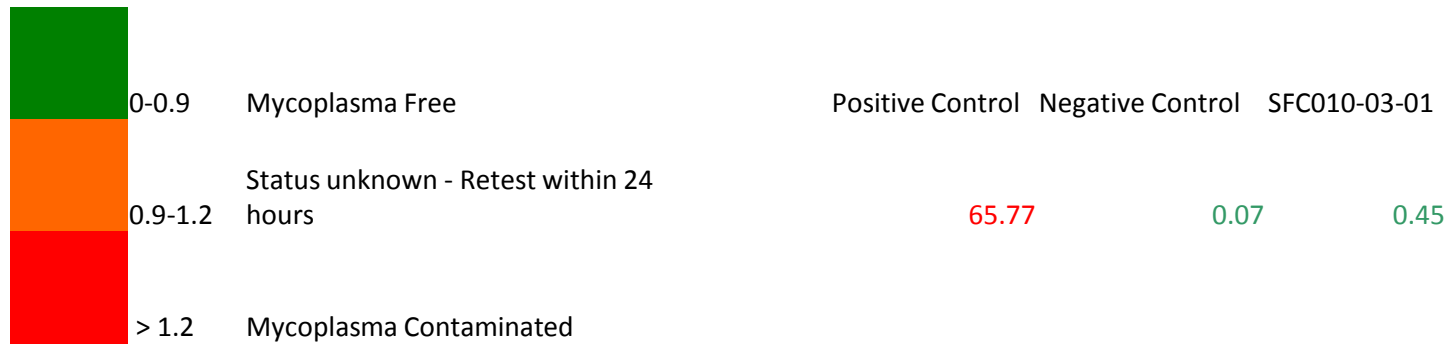
- Cell count immediately post-thaw  $4 \times 10^6$
- Viability immediately post-thaw 95%
- Photo at 24h (left) and day4 (right) post-thaw:



Sendai clearance:  
according to WP3 SOP15  
undetectable at passage 13

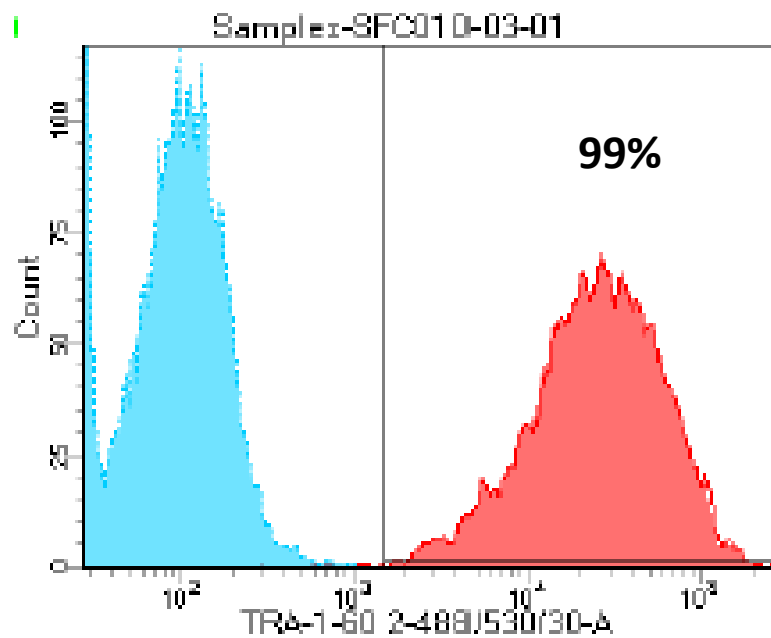


# Mycoplasma test: Undetectable at passage 13

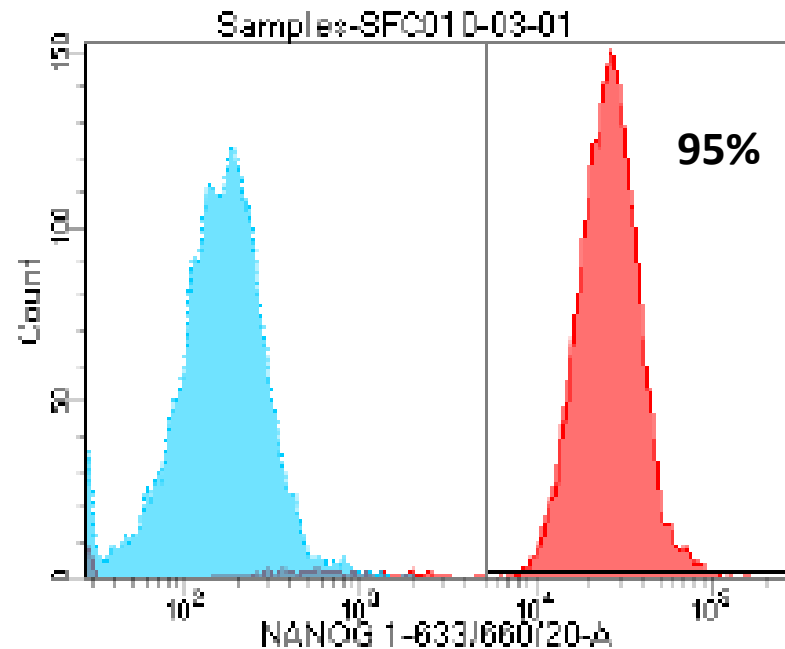


# Flow cytometric analysis according to WP3 SOP 20 and 21 passage 13

Tra-1-60:



NANOG:



# SNP analysis

according to WP3 SOP Preparation of DNA  
and RNA samples for Illumina arrays

- Passage 13
- Identity to parent fibroblasts confirmed
- Karyotype abnormalities none
- For details and raw data see StemDB