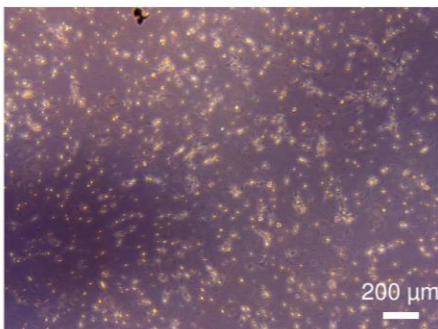
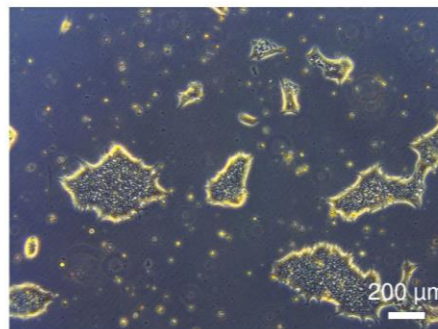


Cell line name	BIHi292-A
Bank ID	MB01
Passage No.	18
Date of testing	03.08.2023
Coating / Medium	Geltrex/ mTeSR

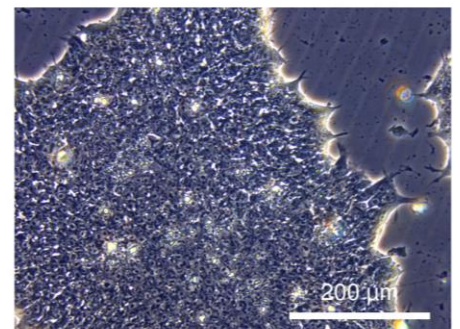
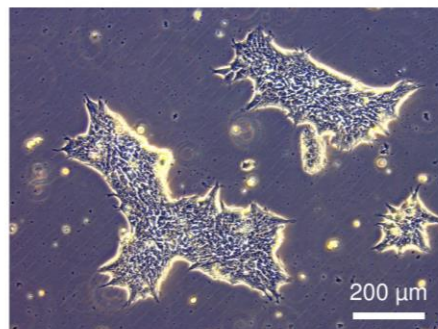
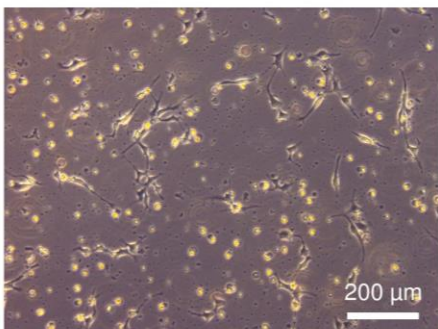
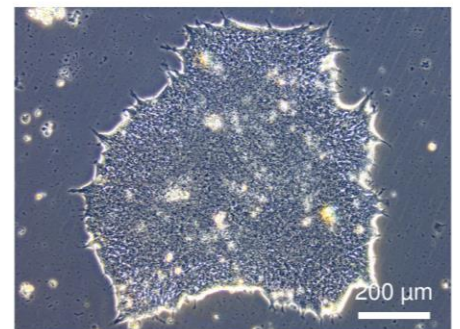
One vial of the cell bank was thawed and monitored during antibiotics-free cultivation. ROCK Inhibitor was used during the first 24 hours only. Cultures were evaluated regarding their morphology and viability.

Images:BIHi292-A MB01 p18
d1 after thawing

d4 after thawing



p19 d3 after split

**Conclusion:**

Cells show a good post-bank recovery after thawing and form colonies exhibiting typical morphology of undifferentiated hPSCs.

Date: 11.08.2023