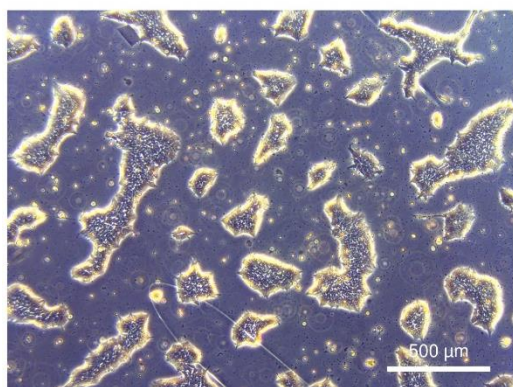


Cell line name	BIHi005-A-95
Bank ID	MB01
Passage No.	35
Date of testing	08.05.2024
Coating / Medium	Geltrex / E8

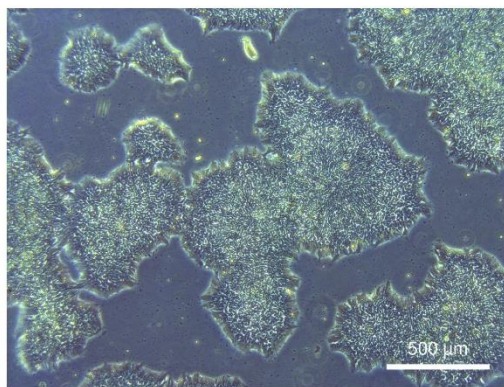
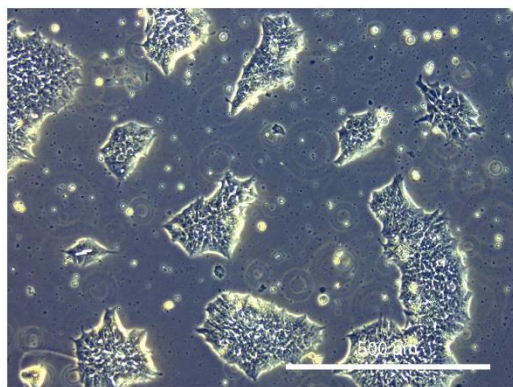
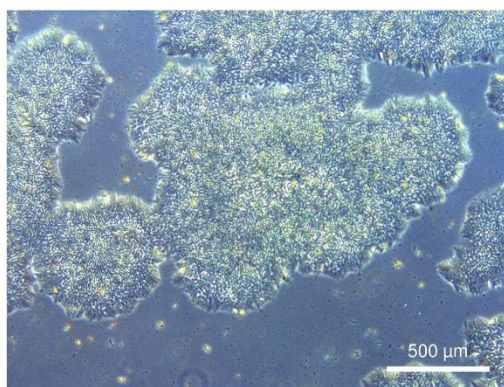
One vial of the cell bank was thawed and monitored during antibiotics-free cultivation. ROCK Inhibitor was used during the first 24 hours only. Cultures were evaluated regarding their morphology and viability.

Images:

BIHi005-A-95 MB01 p35
d2 after thaw



d4 after thaw



Conclusion:

Cells show a good post-bank recovery after thawing and form colonies exhibiting typical morphology of undifferentiated hPSCs.

Date: 12.07.2024