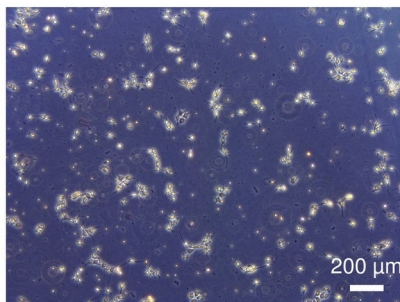


<b>Cell line name</b>	BIHi001-B-13
<b>Bank ID</b>	MB01
<b>Passage No.</b>	22
<b>Date of testing</b>	19.09.2023
<b>Coating / Medium</b>	Geltrex / E8

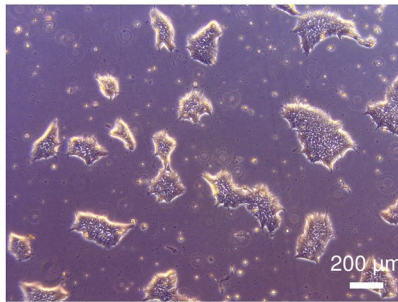
One vial of the cell bank was thawed and monitored during antibiotics-free cultivation. ROCK Inhibitor was used during the first 24 hours only. Cultures were evaluated regarding their morphology and viability.

**Images:**

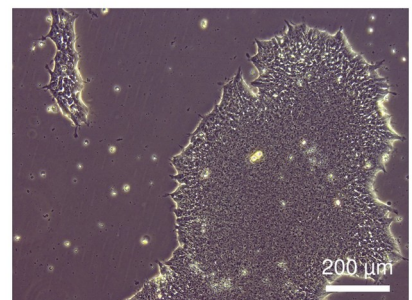
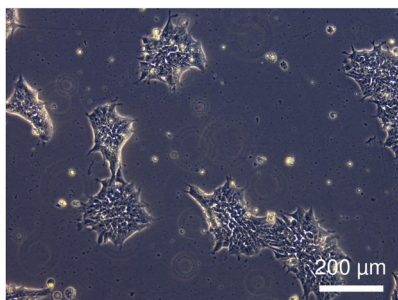
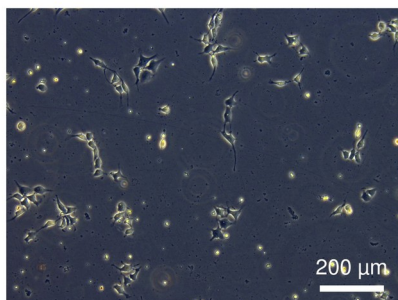
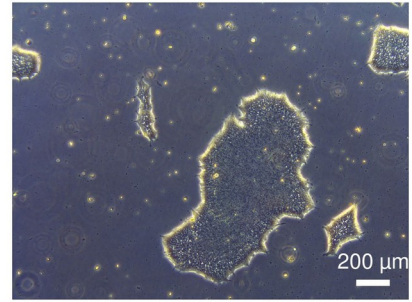
BIHi001-B-13 MB01  
p22 d1 after thaw



p22 d3 after thaw



p23 d3 after split



**Conclusion:**

Cells show a good post-bank recovery after thawing and form colonies exhibiting typical morphology of undifferentiated hPSCs.

Date: 24.10.2023