








Project Summary

Project name: pkp2_W
 Reference data version: 2
 Report run date and time: 11-21-2023 02:20:42
 User full name: LDBIDOT1
 Instrument type: 7900HT System™
 Block type: 96 Wells Fast
 Project description:

Scorecard Results

scorecardICAN_4033 08092021.txt	
ctrl4033	
	<p> Self-renew Ecto Meso Endo     </p>

scorecardI_pkp2_W11.txt	
PKP2_W11 	
1. Low control gene expression.	<p> Self-renew Ecto Meso Endo     </p>






For Research Use Only. Not for use in diagnostic procedures.

Life Technologies Corporation

5791 Van Allen Way | Carlsbad, CA 92008 USA | Phone +1 760 603 7200 | Toll Free in USA 800 955 6288

www.thermofisher.com/scorecard

hPSC Scorecard™ Data Analysis Report

scorecardI_pkp2_W14.txt	
PKP2_W14 	
1. Low control gene expression. 2. Ectoderm QC Failure.	Self-renew  Ecto  Meso  Endo 

For Research Use Only. Not for use in diagnostic procedures.

Life Technologies Corporation

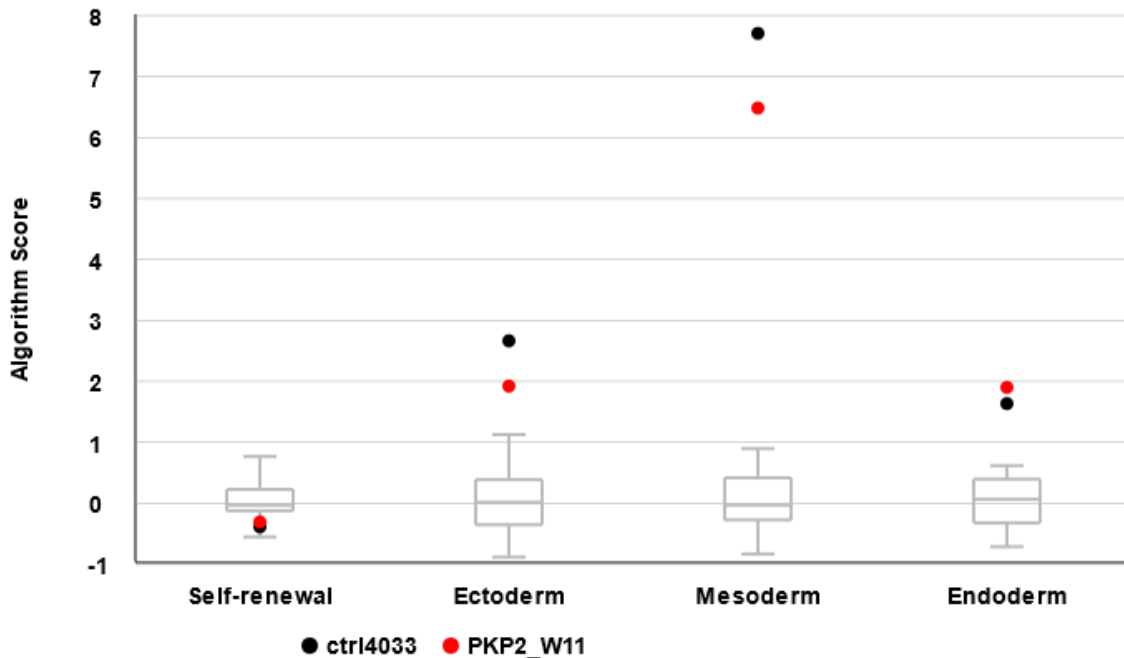
5791 Van Allen Way | Carlsbad, CA 92008 USA | Phone +1 760 603 7200 | Toll Free in USA 800 955 6288

www.thermofisher.com/scorecard

hPSC Scorecard™ Data Analysis Report

Scores Box Plot

Sample scores are plotted in color. The range of scores for the undifferentiated reference set is indicated by the gr



For Research Use Only. Not for use in diagnostic procedures.

Life Technologies Corporation

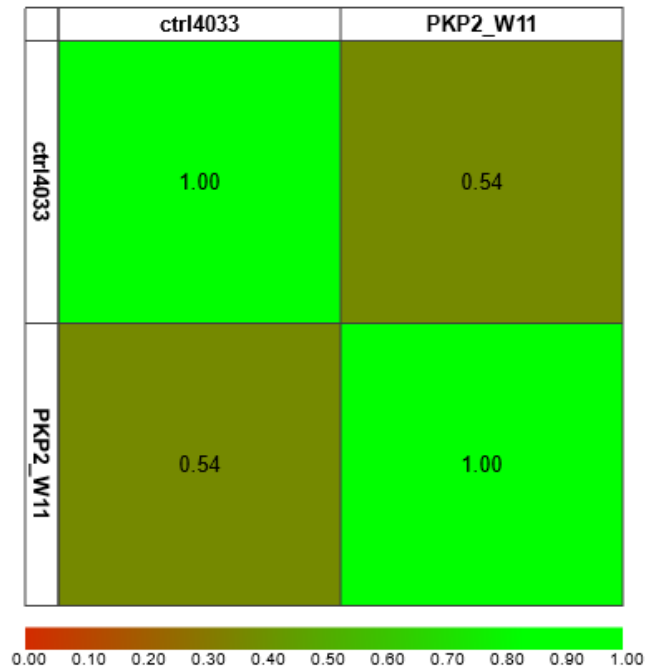
5791 Van Allen Way | Carlsbad, CA 92008 USA | Phone +1 760 603 7200 | Toll Free in USA 800 955 6288

www.thermofisher.com/scorecard

hPSC Scorecard™ Data Analysis Report

Correlation Plot

Pair-wise comparison of the 96 Ct or ?Ct values for all selected samples in the project. Scatter plots are shown in the upper right half of the matrix whereas corresponding correlation coefficients (r2 values) are shown in the lower right half of the matrix.



For Research Use Only. Not for use in diagnostic procedures.

Life Technologies Corporation

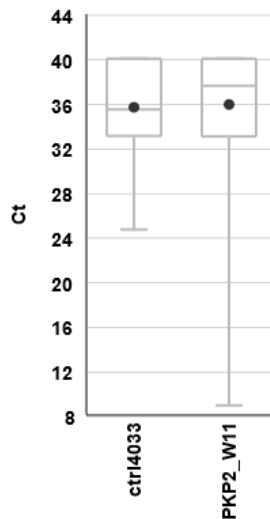
5791 Van Allen Way | Carlsbad, CA 92008 USA | Phone +1 760 603 7200 | Toll Free in USA 800 955 6288

www.thermofisher.com/scorecard

hPSC Scorecard™ Data Analysis Report

Assay QC Plot

The box plot shows the range of Ct values or Δ Ct values for all 96 genes in the hPSC Scorecard™ Panel



For Research Use Only. Not for use in diagnostic procedures.

Life Technologies Corporation

5791 Van Allen Way | Carlsbad, CA 92008 USA | Phone +1 760 603 7200 | Toll Free in USA 800 955 6288

www.thermofisher.com/scorecard