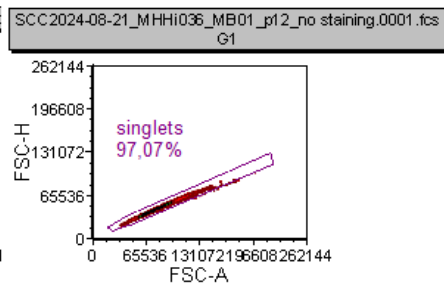
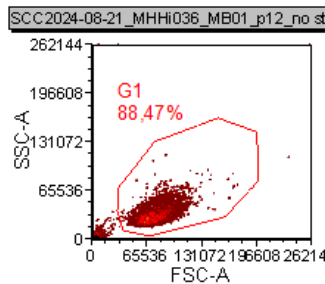


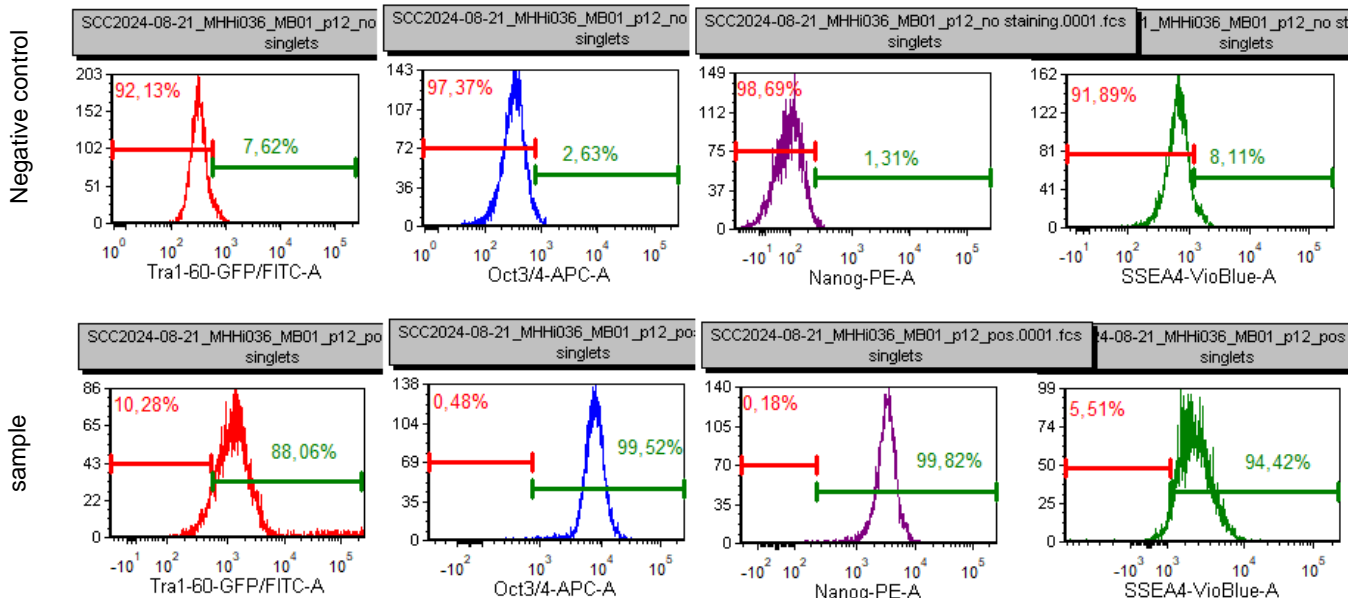
Cell line name	MHHi036-A
Bank ID	MB01
Passage No.	12
Date of testing	21.08.2024
Protocol	7.09 FACS analysis of markers of the undifferentiated state of hPSCs

## Results

FACS analysis of markers of undifferentiated MHHi036-A MB01 p12\_one sample stained with all antibodies



sample description	negative control (%)	sample (%)
Tra1-60-GFP/FITC-A	7,62	88,06
Oct3/4-APC-A	2,63	99,52
Nanog-PE-A	1,31	99,82
SSEA4-VioBlue-A	8,11	94,42



## Conclusion

The cell line shows positive FACS results (over 80% positive) for the tested undifferentiated stem cell markers Tra1-60, OCT3/4, NANOG and SSEA-4.

Date: 21.08.2024