

Certificate of analysis

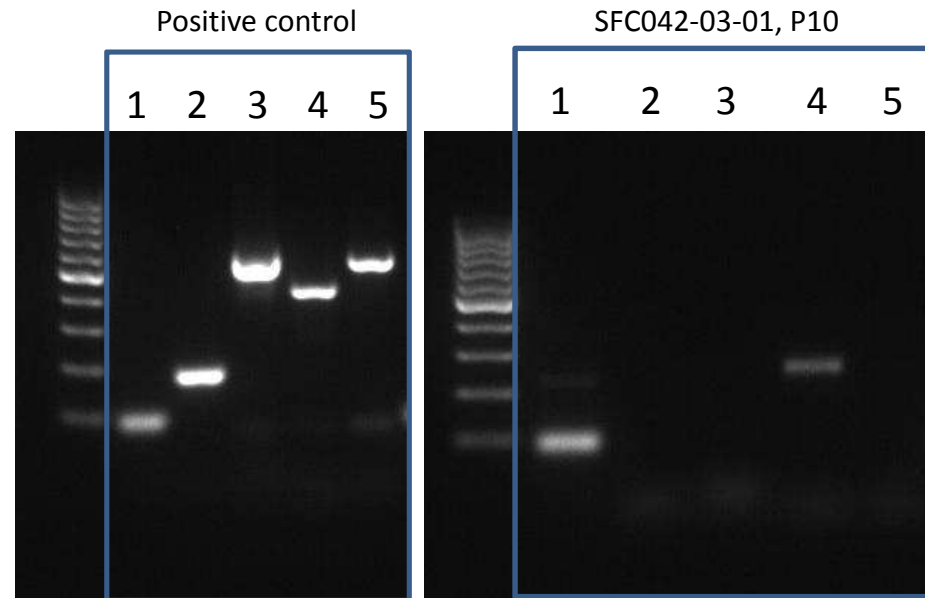
SFC-042-03-01

Source of fibroblasts

SF042, Alzheimer's disease patient (Posterior cortical atrophy),
biopsy taken in UOXF

#	Primer
1	GAPDH
2	SeV
3	c-MYC
4	KLF4
5	KOS

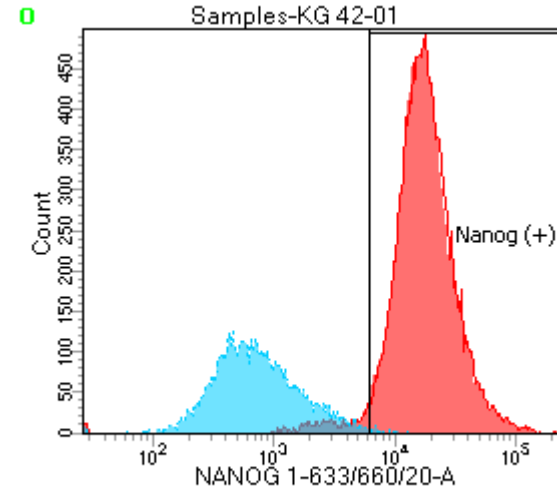
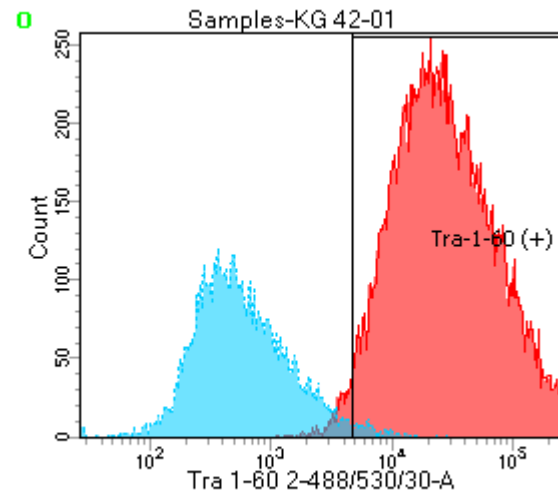
Sendai Clearance



Flow cytometric analysis

TRA-1-60: 97.2%

NANOG: 95.0%



CytoSNP analysis

Identity to parent fibroblasts

- Confirmed

Karyotype abnormalities

- Pass: none detected

Specific notes