

Certificate of analysis

SFC058-03-02

Signature: Adriana Buskin Date: 15.05.2014

Supervisor signature: Linda Lako


Date: 16.05.2014

Source of fibroblasts and reprogramming information

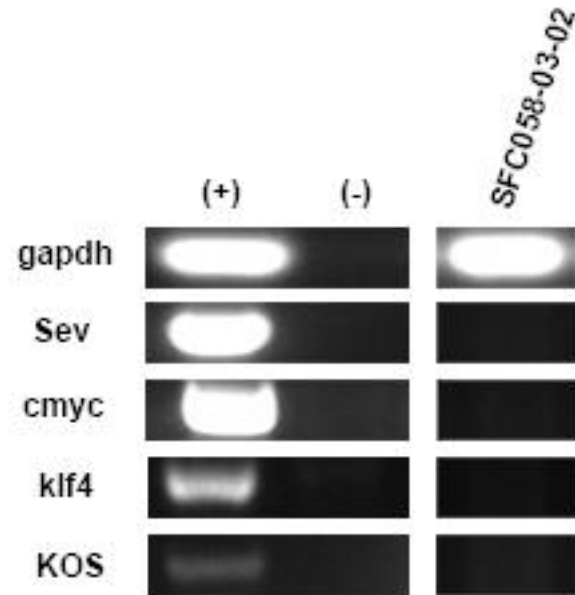
- SF058 from UOXF
- Reprogrammed at UNEW
- Reprogrammed on 16/01/2015 at passage 8
- Cytotune 2

Viability post-thaw and Morphology according to SOP19 passage 7

- Cell count immediately post-thaw 1.8×10^6
- Viability immediately post-thaw 85%
- Photo at 24h post-thaw:



Sendai clearance:
according to WP3 SOP15
undetectable at passage 7



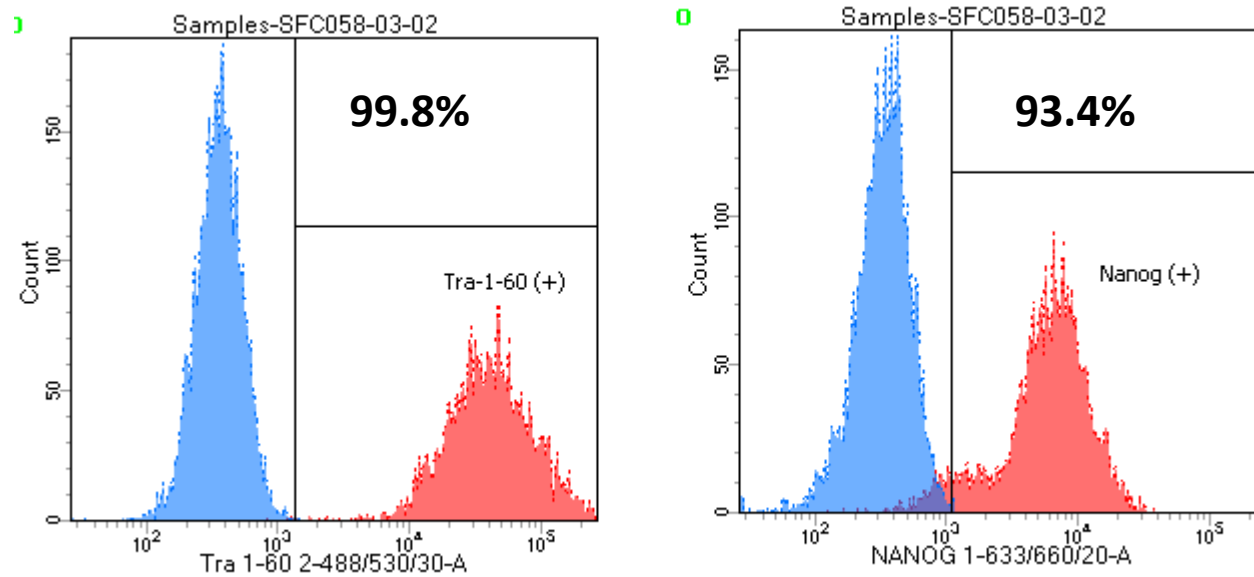
Mycoplasma test:

According to MycoAlert Lonza LT07-318

Undetectable at passage 7

| | | | | |
|-------------|------------------|--|--|--|
| Owner | | | | |
| Date | 14/05/2015 | | | |
| Cell name | sfc058-03-02 | | | |
| A | 0.0177 | | | |
| B | 0.0094 | | | |
| B/A | 0.531073446 | | | |
| | | | | |
| > 1.2 | | Mycoplasma Contaminated | | |
| 0.9-1.2 | | Status Unknown - Restest within 24 hours | | |
| 0-0.9 | | Mycoplasma Free | | |
| | | | | |
| sitive Cont | Negative Control | | | |
| 0.0404 | 0.0906 | | | |
| 2.339 | 0.0118 | | | |
| 57.89604 | 0.130242826 | | | |

Flow cytometric analysis according to WP3 SOP 20 and 21 passage 7



Tube: SFC058-03-02

| Population | #Events | %Parent | %Total |
|---------------------------------|---------|---------|--------|
| ■ All Events | 19,656 | #### | 100.0 |
| ■ Cells | 3,286 | 16.7 | 16.7 |
| ☒ Tra-1-60 (+) | 3,280 | 99.8 | 16.7 |
| ☒ Nanog (+) | 3,068 | 93.4 | 15.6 |
| ■ Samples/058 Un_001/All Events | 20,000 | #### | 100.0 |
| ■ Samples/058 Un_001/P1 | 4,416 | 22.1 | 22.1 |

SNP analysis

according to WP3 SOP Preparation of DNA and RNA samples for Illumina arrays

- Passage 7
- Identity to parent fibroblasts confirmed
- Karyotype abnormalities: none detected
- For details and raw data see StemDB