



Certificate of analysis

SFC077-03-04

Operator: Jane Vowles/Olga Perestenko Date: 11/08/2016

Supervisor: Sally Cowley Date: 31/08/2016

Signature:

SACowley

Source of fibroblasts and reprogramming information

- SF077 from Lubeck, 10/01/2014
- Reprogrammed at UOXF-S
- Reprogrammed on 27/08/2015 at passage p3, JV
- Cytotune v2 WP3 SOP10

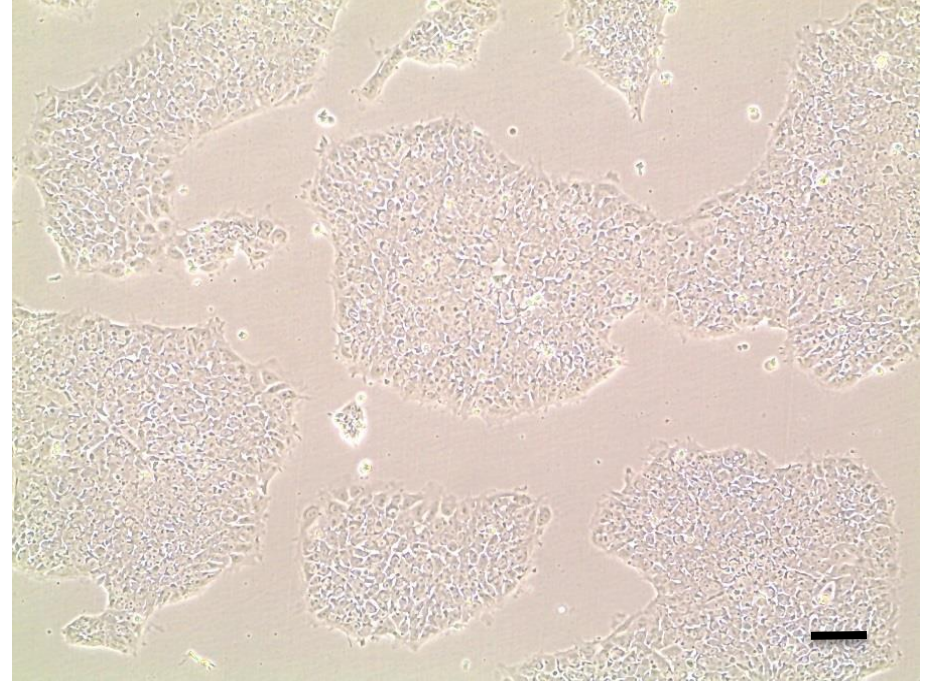
Viability post-thaw and Morphology according to SOP19 passage 11

- Cell count immediately post-thaw 1.95×10^6
- Viability immediately post-thaw 87.2%
- Photo at 24h and day 3 post-thaw (scale bar = $100\mu\text{m}$):

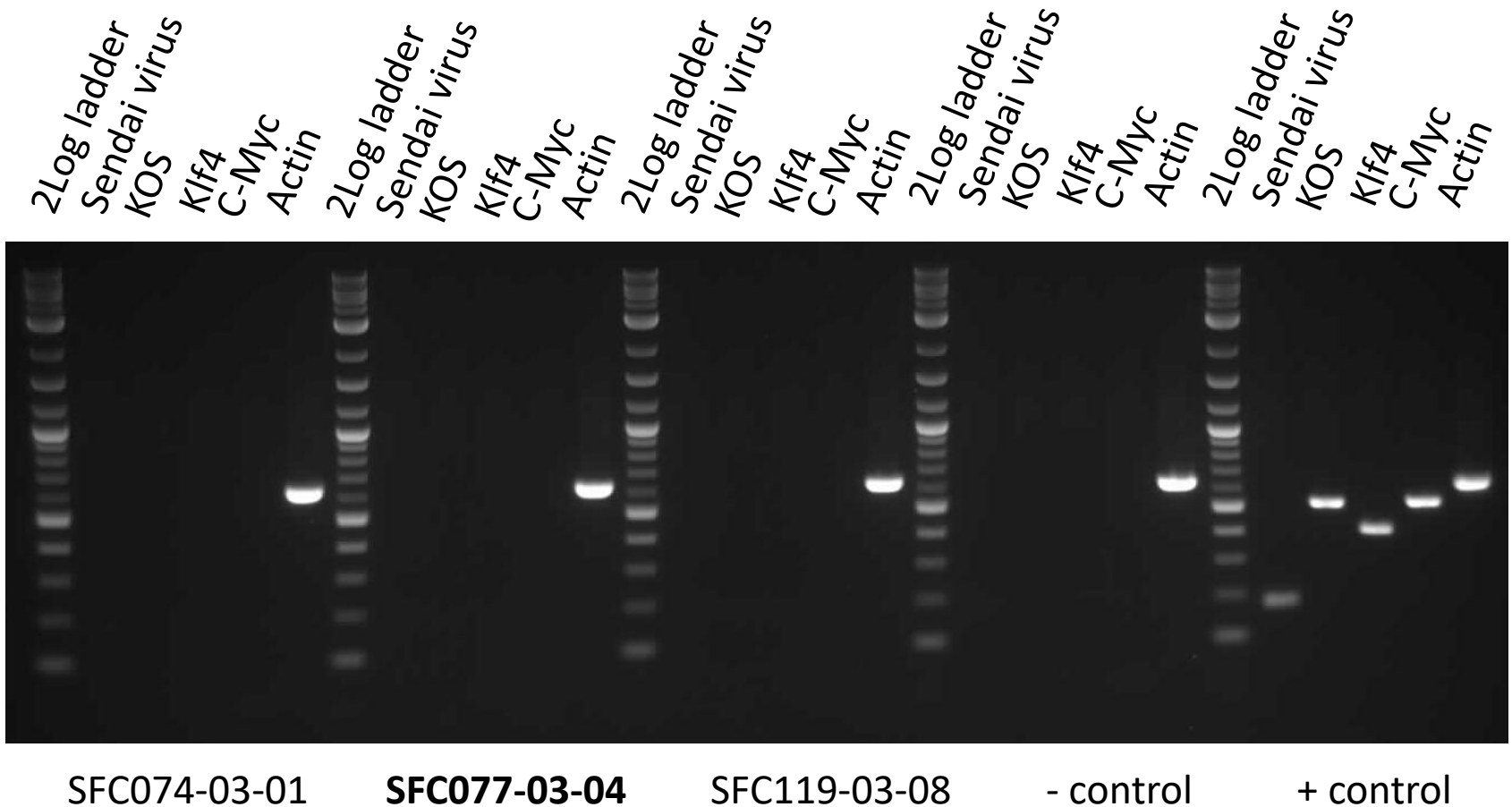
24h post-thaw 80% plated



Day 3 post-thaw 20% plated



Sendai clearance: according to WP3 SOP15 undetectable at passage 10



Product sizes: SeV 181bp; KOS 528bp; SeV-Klf 410bp; SeV-Myc 532bp; Actin 623bp

Mycoplasma Test:

According to MycoAlert Lonza LT07-318 undetectable at passage 11

Sample	Clone	Passage number	Initial	Reading 1	Reading 2	Ratio/Status
+ve control				3.444	196.2	56.97
-ve control				4.148	0.367	0.09
7	SFC077-03-04	p11	OP	1.36	0.51	0.37

Results mean

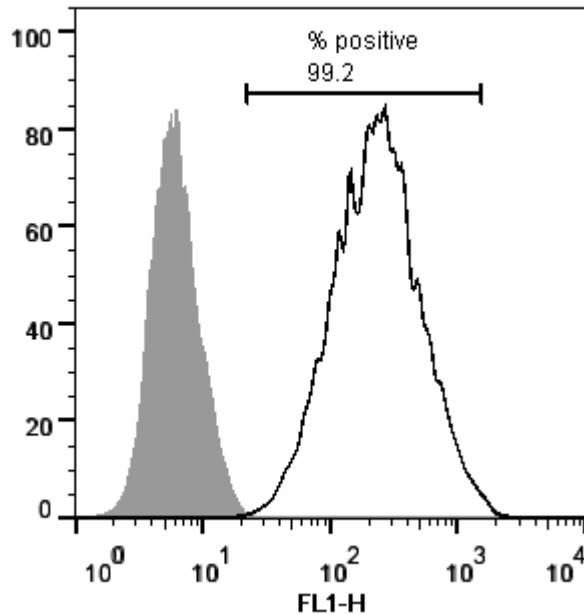
Ratio **0 - 0.999** negative for mycoplasma

Ratio **1 – 1.3** Borderline Result (retest required)

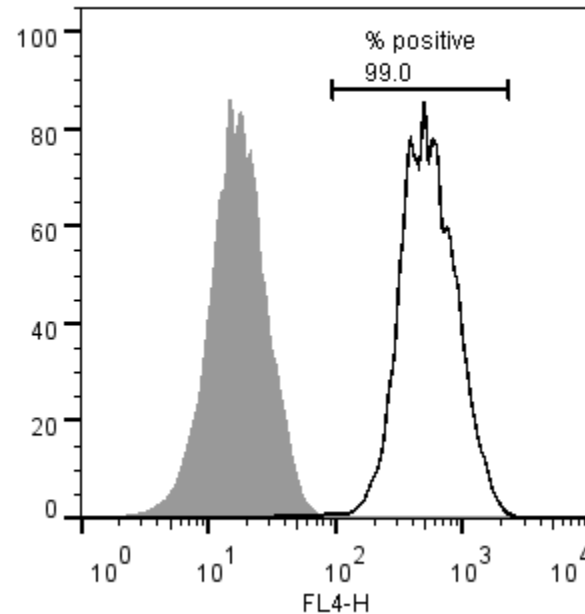
Ratio above **1.3** positive for mycoplasma

Flow cytometric analysis according to WP3 SOP 20 and 21 passage p11

Tra-1-60:



NANOG:



SNP analysis

according to WP3 SOP Preparation of DNA
and RNA samples for Illumina arrays

- Passage 11
- Identity to parent fibroblasts confirmed
- Karyotype abnormalities: none detected
- For details and raw data see StemDB