

Certificate of analysis

SFC035-03-03

Signature: Dario Melguizo Sanchis

Date: 18.05.2015

Supervisor signature: Linda Lako



Date: 19.05.2015

Source of fibroblasts and reprogramming information

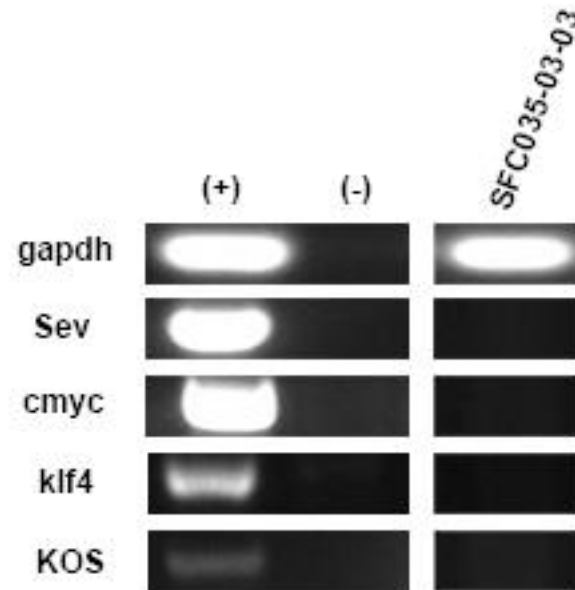
- SF035 from UOXF 05/14
- Reprogrammed at UNEW ISV
- Reprogrammed on 16/01/2015 at passage 8
- Cytotune v2 WP3 SOP22

Viability post-thaw and Morphology according to SOP19 passage 10

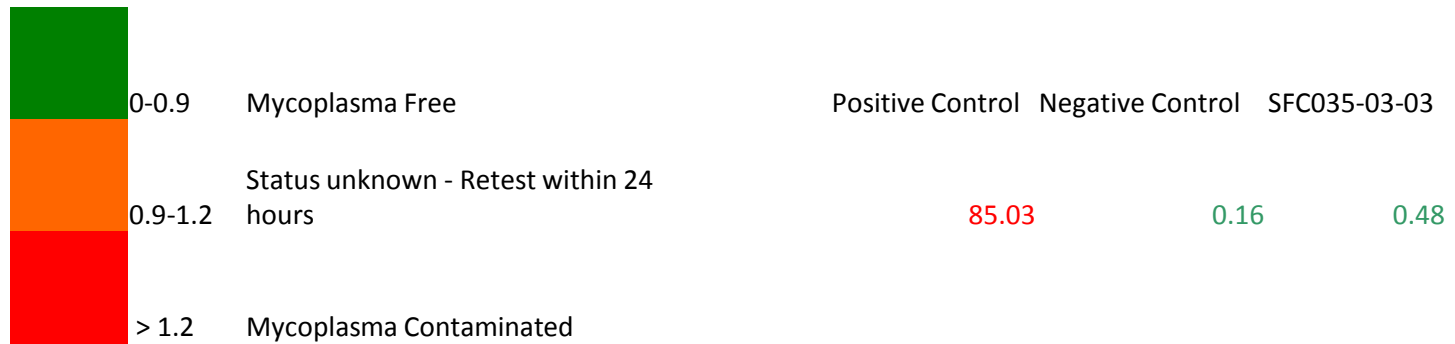
- Cell count immediately post-thaw 3×10^6
- Viability immediately post-thaw 90%
- Photo at 24h (left) and 72h (right) post-thaw:



Sendai clearance:
according to WP3 SOP15
undetectable at passage 10

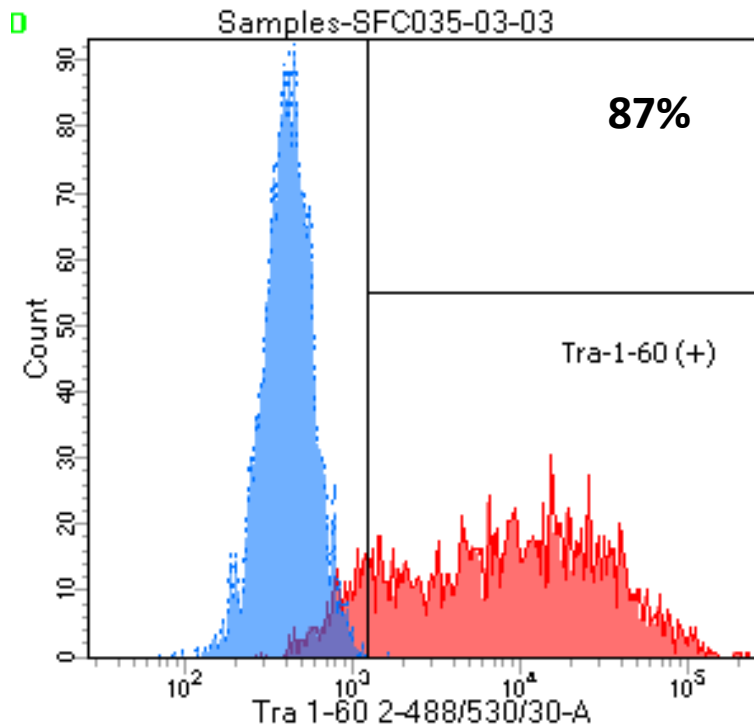


Mycoplasma test: Undetectable at passage 10

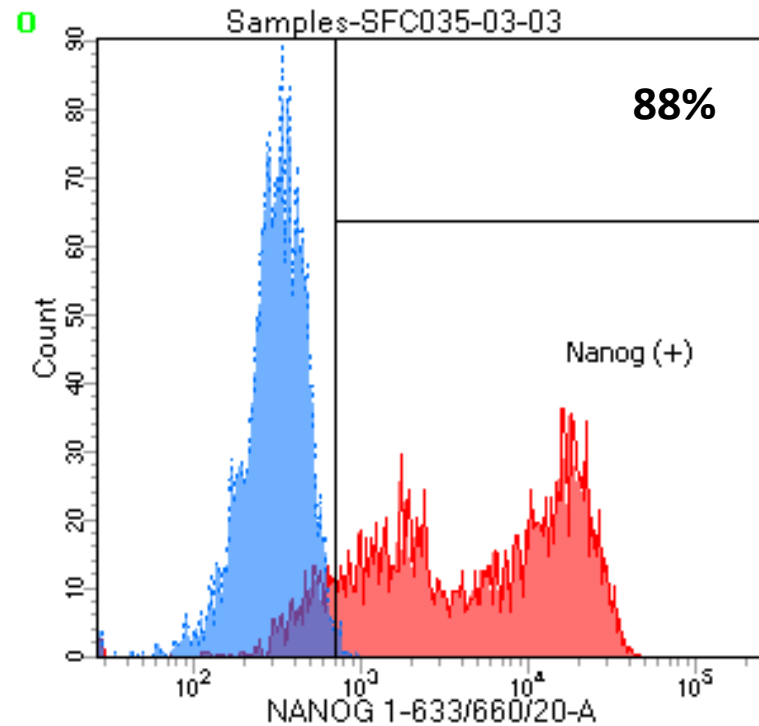


Flow cytometric analysis according to WP3 SOP 20 and 21 passage 10

Tra-1-60:



NANOG:



SNP analysis

according to WP3 SOP Preparation of DNA and RNA samples for Illumina arrays

- Passage 10
- Identity to parent fibroblasts confirmed
- Karyotype abnormalities: none detected
- For details and raw data see StemDB