

# Certificate of analysis

SFC091-04-01

Signature: Dario Melguizo Date: 08.09.2014

Supervisor signature: Linda Lako

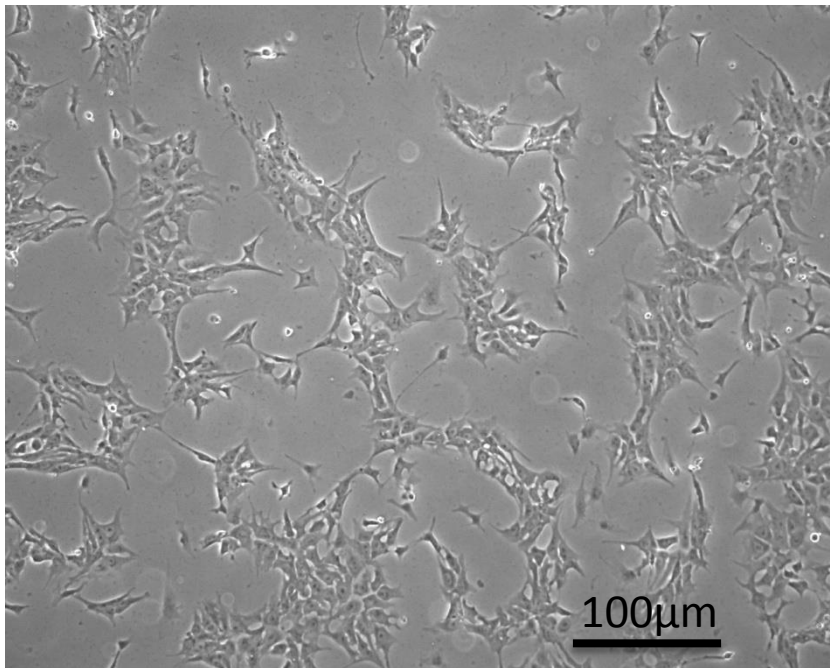
Date: 18.09.2014

# Source of fibroblasts and reprogramming information

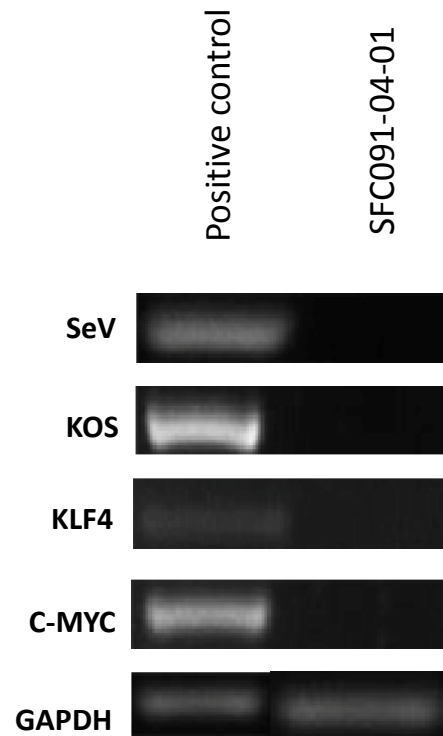
- SF091 from UOXF 05/14
- Reprogrammed at UNEW DM
- Reprogrammed on 15/05/2014 at passage X+2 (cell passage not specified on the vial)
- Cytotune v2 WP3 SOP22

# Viability post-thaw and Morphology according to SOP19 passage 10

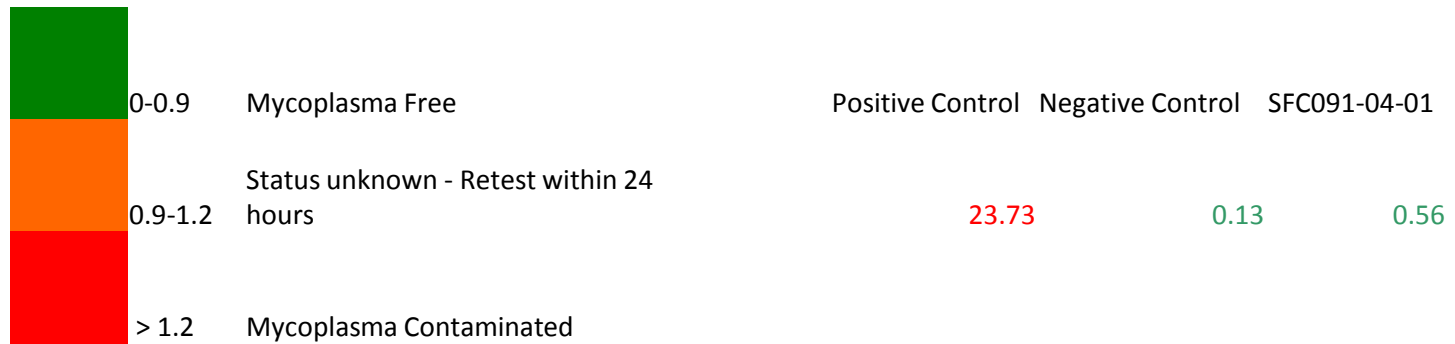
- Cell count immediately post-thaw  $1.56 \times 10^6$
- Viability immediately post-thaw 90%
- Photo at 24h post-thaw:



# Sendai clearance: according to WP3 SOP15 undetectable at passage 10



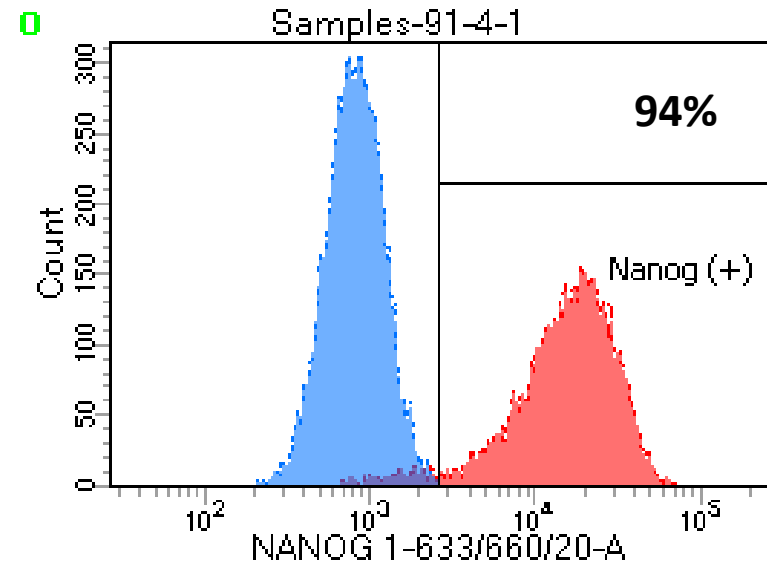
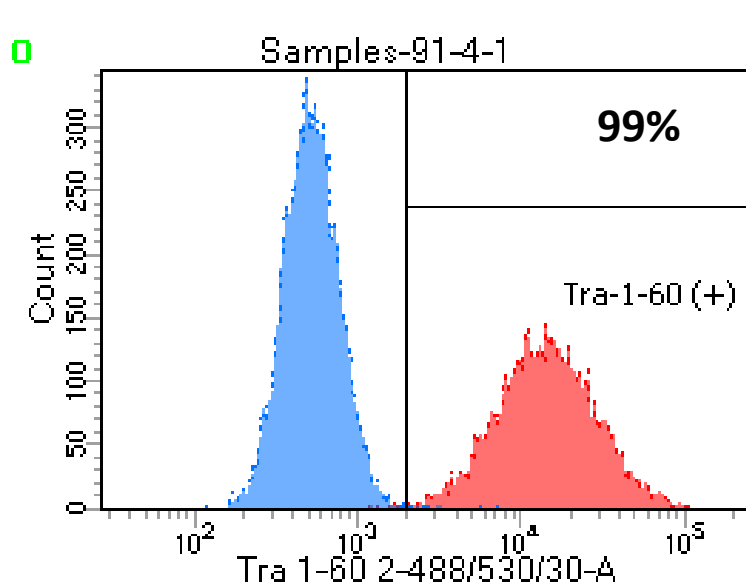
# Mycoplasma test: Undetectable at passage 10



# Flow cytometric analysis according to WP3 SOP 20 and 21 passage 10

Tra-1-60:

NANOG:



# SNP analysis

according to WP3 SOP Preparation of DNA  
and RNA samples for Illumina arrays

- Passage 10
- Identity to parent fibroblasts confirmed
- Karyotype abnormalities none
- For details and raw data see StemDB