

Certificate of analysis

SFC011-04-03

Signature: Dario Melguizo Date: 16.04.2015

Supervisor signature: Linda Lako


Date: 16.04.2015

Source of fibroblasts and reprogramming information

- SF011 from UOXF 01/14
- Reprogrammed at UNEW DM
- Reprogrammed on 15/05/2014 at passage 11
- Cytotune v2 WP3 SOP22

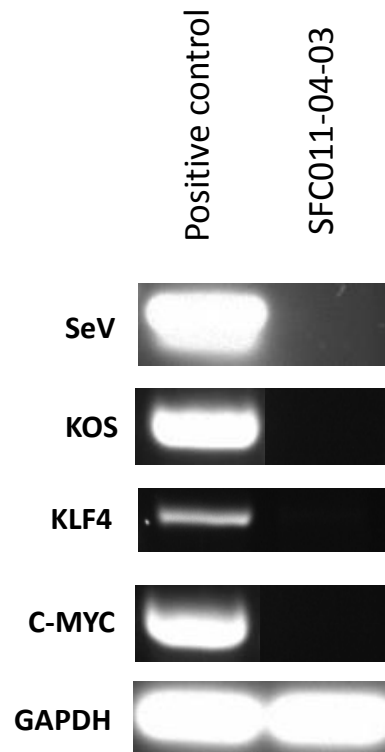
Viability post-thaw and Morphology according to SOP19 passage 10

- Cell count immediately post-thaw 1.70×10^6
- Viability immediately post-thaw 94%
- Photo at 24h post-thaw:

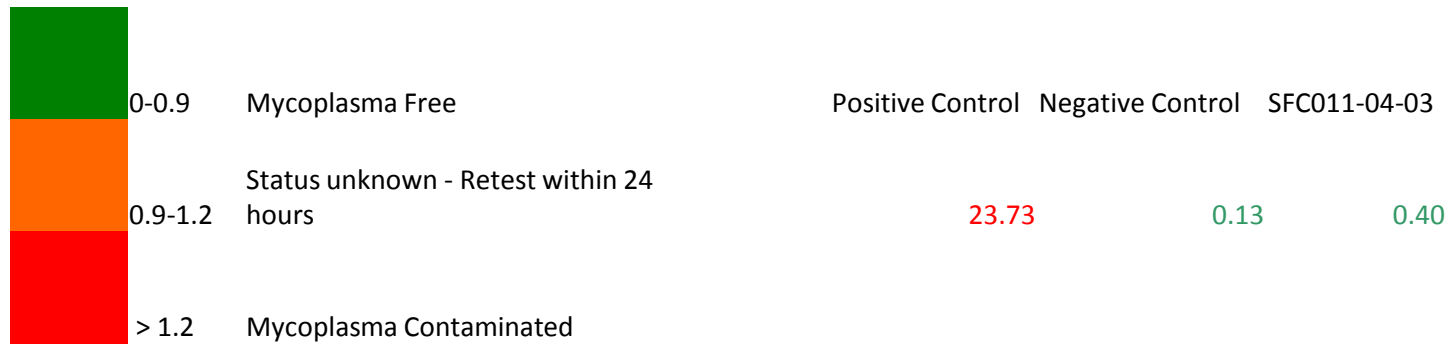


Note: we noticed that these cells are Sensitive to accutase based freezing: We recommend that cells are brought up In one well of a 12 well plate to encourage High cell density upon thawing

Sendai clearance:
according to WP3 SOP15
undetectable at passage 10

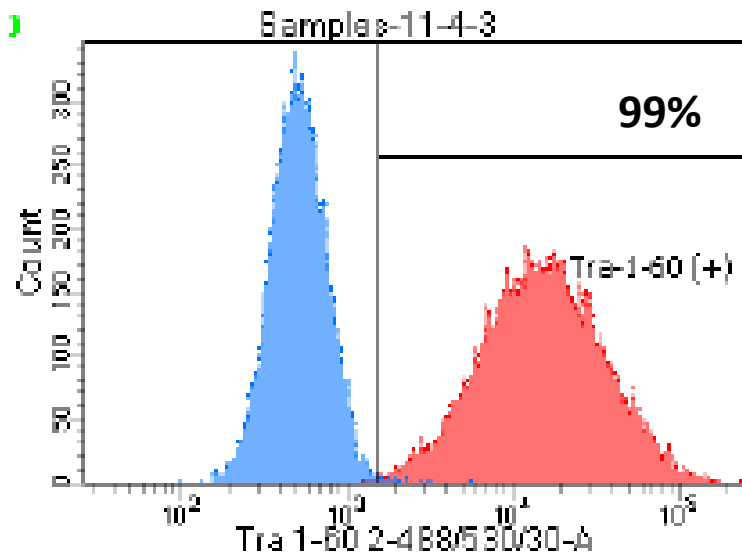


Mycoplasma test: Undetectable at passage 10

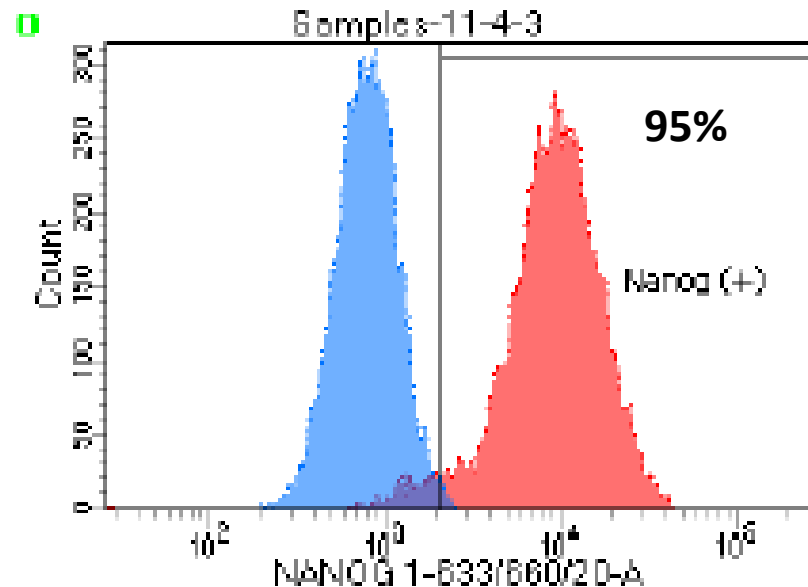


Flow cytometric analysis according to WP3 SOP 20 and 21 passage 10

Tra-1-60:



NANOG:



SNP analysis

according to WP3 SOP Preparation of DNA
and RNA samples for Illumina arrays

- Passage 10
- Identity to parent fibroblasts confirmed
- Karyotype abnormalities none
- For details and raw data see StemDB