

Certificate of analysis

SFC048-07-18

Signature: Theodore Latsis: 16-06-2015

Supervisor signature: Lyle Armstrong

Date: 16-06-2015

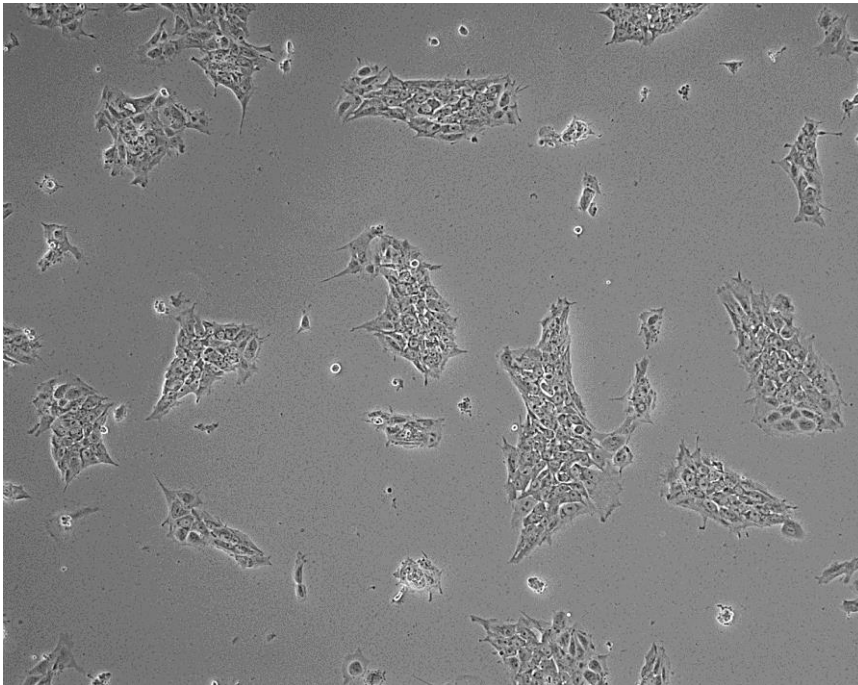
Source of fibroblasts and reprogramming information

- SF048 from University of Oxford
- Reprogrammed at UNEW
- Reprogrammed on 13-01-2015 at passage 5
- Cytotune 2

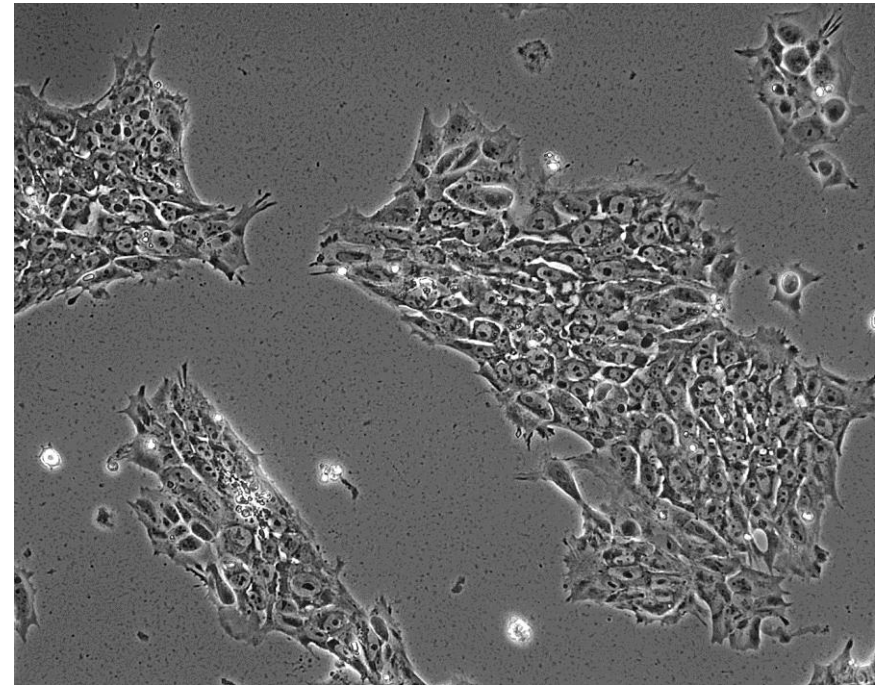
Viability post-thaw and Morphology according to SOP19 passage 13

- Cell count immediately post-thaw: 2.1mil/vial
- Viability immediately post-thaw: 87%
- Photo 40h post-thaw

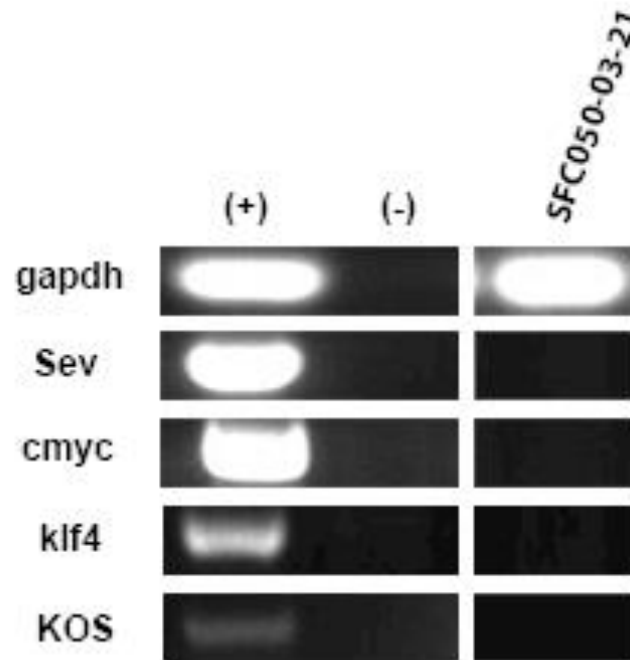
X5 (magnification)



X10 (magnification)






Sendai clearance:
according to WP3 SOP15
undetectable at passage 13



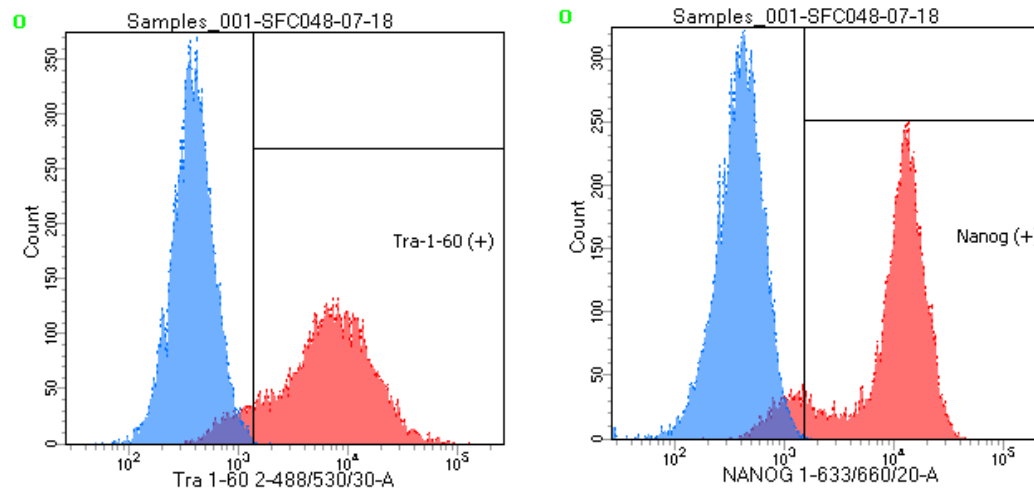
Mycoplasma test:

According to MycoAlert Lonza LT07-318

Undetectable at passage 13

			Positive Control	Negative Control	Cell name	SFC-048-07-18
> 1.2		Mycoplasma Contaminated				
0.9-1.2		Status Unknown - Restest within 24 hours	0.053	0.062	A	0.014
0-0.9		Mycoplasma Free	0.963	0.010	B	0.005
			18.068	0.166	B/A	0.341

Flow cytometric analysis according to WP3 SOP 20 and 21 passage 13



Tube: SFC048-07-18

Population	#Events	%Parent	%Total
■ All Events	20,000	####	100.0
■ Cells	7,759	38.8	38.8
☒ Tra-1-60 (+)	6,949	89.6	34.7
☒ Nanog (+)	6,885	88.7	34.4
■ Samples_001/48UN/All Events	20,000	####	100.0
■ Samples_001/48UN/P1	9,902	49.5	49.5

SNP analysis

according to WP3 SOP Preparation of DNA and RNA samples for Illumina arrays

- Passage 13
- Identity to parent fibroblasts confirmed
- Karyotype abnormalities: none detected
- For details and raw data see StemDB