

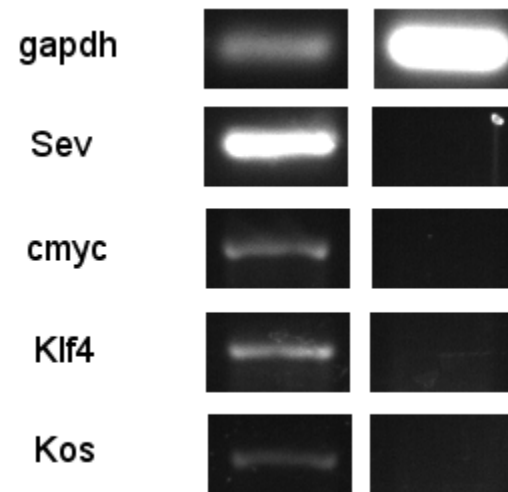
Certificate of analysis

SFC-017-03-01

Source of fibroblasts

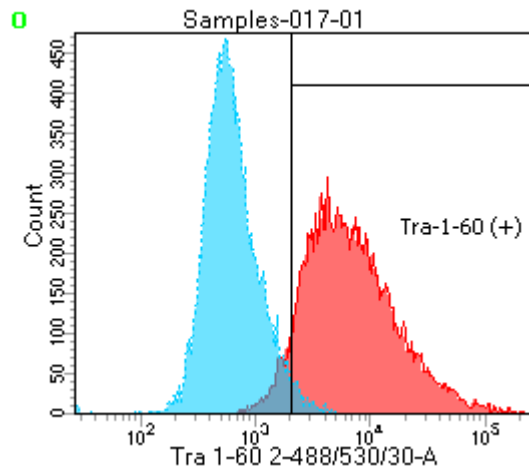
SF017 fibroblasts delivered from Oxford November 2013

Sendai Clearance

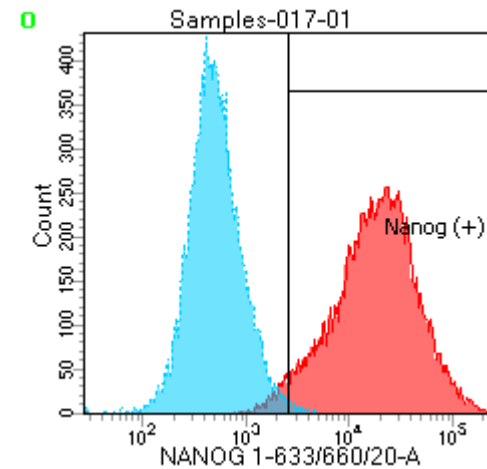


Flow cytometric analysis

TRA-1-60: 92.5%



NANOG: 96.1%



CytoSNP analysis

Identity to parent fibroblasts

- confirmed

Karyotype abnormalities

- Major Chr17 amplification
- Minor Chr7 deletion
- Both not present in parental fibroblasts

notes

- This clone is prone to differentiation if allowed to reach confluency
- Passage with EDTA for 2 minutes every 4-5 days