

# Certificate of analysis

SFC084-03-01

Signature: Dario Melguizo Date: 08.09.2014

Supervisor signature: Linda Lako


Date: 18.09.2014

# Source of fibroblasts and reprogramming information

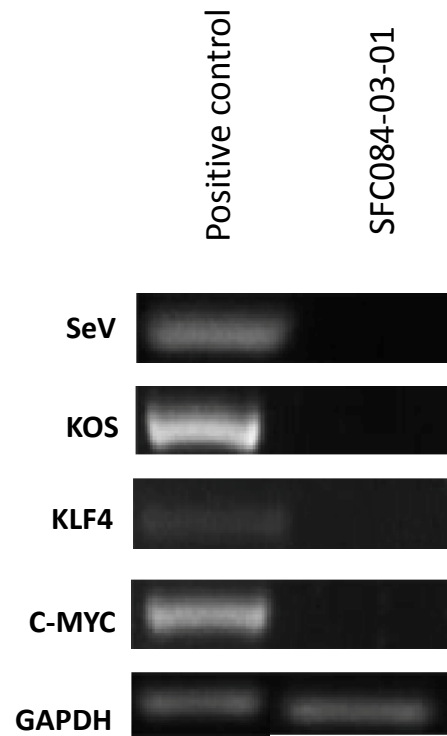
- SF084 from 03/14
- Reprogrammed at UNEW DM
- Reprogrammed on 15/05/2014 at passage 8 (cell passage not specified on the vial)
- Cytotune v2 WP3 SOP22

# Viability post-thaw and Morphology according to SOP19 passage 10

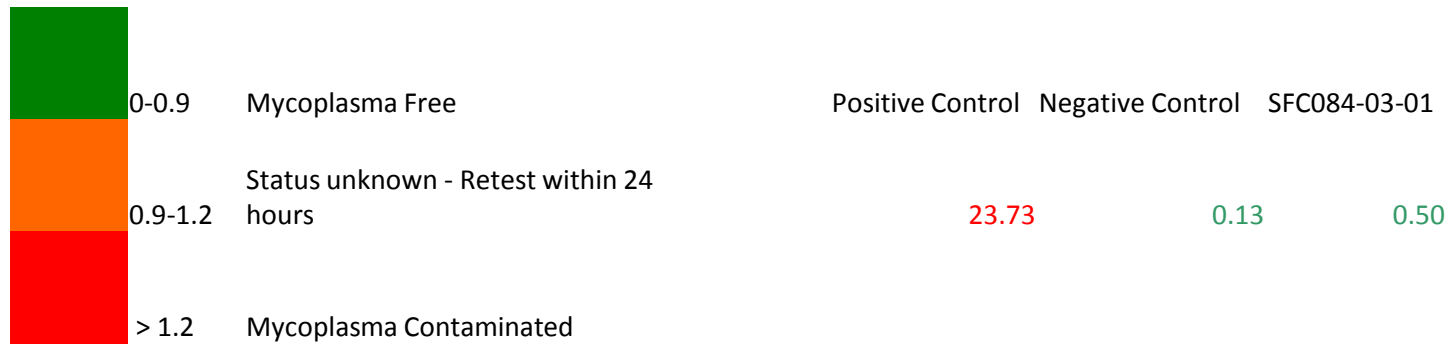
- Cell count immediately post-thaw  $1.54 \times 10^6$
- Viability immediately post-thaw 88%
- Photo at 24h post-thaw:



Sendai clearance:  
according to WP3 SOP15  
undetectable at passage 10

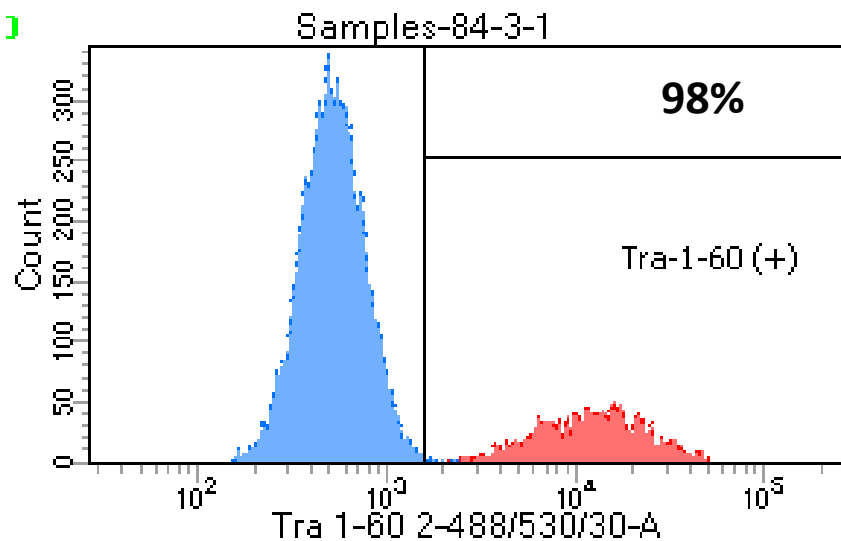


# Mycoplasma test: Undetectable at passage 10

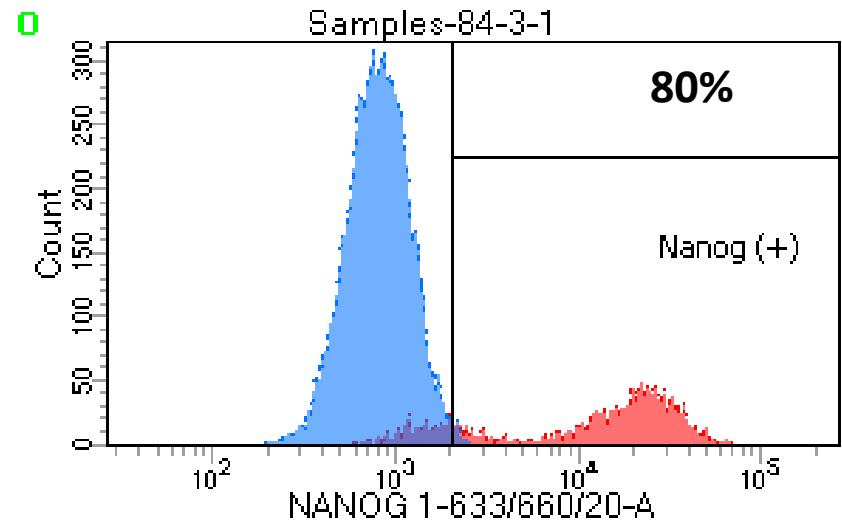


# Flow cytometric analysis according to WP3 SOP 20 and 21 passage 10

Tra-1-60:



NANOG:



# SNP analysis

according to WP3 SOP Preparation of DNA  
and RNA samples for Illumina arrays

- Passage 10
- Identity to parent fibroblasts confirmed
- Karyotype abnormalities none
- For details and raw data see StemDB